










































# 2023 Samsø Open (Herre A)

Rank	Player	Matches	Won	Lost	Match %	Legs Won	Legs Lost	Leg %	Darts per leg won	Rating
1	Simon Bak 	8	8	0	100,00%	31	14	68,89%	18,00	<b>58,44</b>
2	Jon Hegaard Kirkeby 	7	6	1	85,71%	26	9	74,29%	18,81	<b>54,85</b>
3	Tom Veje Kristensen 	4	2	2	50,00%	8	7	53,33%	16,88	<b>52,83</b>
4	Michael Mogensen 	8	6	2	75,00%	22	14	61,11%	18,86	<b>52,47</b>
5	Peter Hviid Jensen 	6	4	2	66,67%	16	11	59,26%	18,31	<b>52,28</b>
6	Jeppe Stolt 	7	5	2	71,43%	19	12	61,29%	18,84	<b>51,99</b>
7	Mikkel Knudsen 	6	5	1	83,33%	17	10	62,96%	20,06	<b>51,54</b>
8	Tonni Sørensen 	6	4	2	66,67%	17	11	60,71%	19,06	<b>50,81</b>
9	Per Laursen 	6	4	2	66,67%	15	11	57,69%	19,13	<b>50,52</b>
10	Vladimir Andersen 	3	1	2	33,33%	5	6	45,45%	16,80	<b>50,13</b>
11	Martin Reuther 	5	3	2	60,00%	12	10	54,55%	18,83	<b>49,96</b>
12	Mikkel Bering Bak 	6	4	2	66,67%	14	12	53,85%	19,86	<b>48,95</b>
13	Bo Møller 	5	3	2	60,00%	13	11	54,17%	19,62	<b>48,41</b>
14	Henrik Primdal 	8	5	3	62,50%	25	17	59,52%	20,08	<b>48,21</b>
15	Roman Kowalski 	5	3	2	60,00%	11	9	55,00%	20,18	<b>47,43</b>
16	Christian Manshed 	5	2	3	40,00%	8	12	40,00%	18,38	<b>47,18</b>
17	Sebastian Folsach 	3	1	2	33,33%	6	8	42,86%	18,00	<b>47,14</b>
18	Flemming Hansen 	5	3	2	60,00%	11	7	61,11%	20,55	<b>47,10</b>
19	Mathias Arsløv 	5	2	3	40,00%	9	11	45,00%	18,56	<b>47,05</b>
20	Jan G. Nielsen 	5	3	2	60,00%	13	8	61,90%	20,62	<b>47,02</b>
21	Nicolai Olsen 	6	5	1	83,33%	17	10	62,96%	25,06	<b>44,38</b>
22	Tonny Bisgaard 	4	1	3	25,00%	3	11	21,43%	18,33	<b>44,09</b>
23	Preben Sørensen 	5	2	3	40,00%	11	11	50,00%	20,27	<b>44,02</b>
24	Niels Heinsøe 	4	2	2	50,00%	7	8	46,67%	21,29	<b>43,66</b>
25	Ivan Springborg Poulsen 	4	2	2	50,00%	8	9	47,06%	21,38	<b>43,54</b>
26	Brian Rohmann Andersen 	5	2	3	40,00%	11	12	47,83%	20,82	<b>42,98</b>
27	Peter Jensen 	5	2	3	40,00%	9	10	47,37%	21,00	<b>42,65</b>
28	Brian S. Andersen 	6	3	3	50,00%	14	15	48,28%	22,07	<b>42,54</b>
29	Michael Rasmussen 	4	1	3	25,00%	4	10	28,57%	19,75	<b>41,63</b>
30	Andreas Nielsen 	5	2	3	40,00%	7	12	36,84%	21,57	<b>41,22</b>
31	Martin Heldarskarð 	4	1	3	25,00%	4	10	28,57%	20,00	<b>41,18</b>
32	Patrick Heinsøe 	5	2	3	40,00%	7	12	36,84%	21,86	<b>40,78</b>
33	Dennis Schmidt 	4	1	3	25,00%	4	9	30,77%	22,00	<b>38,02</b>
34	René Jørgensen 	3	1	2	33,33%	4	8	33,33%	23,25	<b>37,63</b>
35	Dennis Møller 	5	1	4	20,00%	4	12	25,00%	22,75	<b>35,90</b>
36	Mark Norsker 	5	2	3	40,00%	8	12	40,00%	25,88	<b>35,83</b>
37	Sune Poulsen 	4	1	3	25,00%	5	9	35,71%	24,00	<b>35,54</b>
38	Lucas Christensen 	5	1	4	20,00%	7	14	33,33%	23,86	<b>34,85</b>
39	Benjamin Korfitzen 	5	1	4	20,00%	10	12	45,45%	25,30	<b>33,73</b>
40	Flemming Obel 	5	0	5	0,00%	7	15	31,82%	20,57	<b>33,27</b>
41	Michael Dittmann 	3	0	3	0,00%	3	9	25,00%	24,67	<b>27,80</b>
42	Dan E. Jensen 	5	0	5	0,00%	3	15	16,67%	26,00	<b>26,85</b>