

















2018 Continental Cup Finals (20th - 21st October)

	Player	Matches	Won	Lost	%	Legs Won	Legs Lost	%	Darts per leg won	Rating
1	Trevor Buboltz 	1	0	1	0,00%	1	8	11,11%	12,00	60,56
2	Gary Mawson 	4	4	0	100,00%	38	25	60,32%	17,32	59,60
3	Darin Young 	4	3	1	75,00%	36	24	60,00%	16,56	57,74
4	Nick Linberg 	3	2	1	66,67%	18	18	50,00%	16,67	55,70
5	Chuck Puleo 	3	2	1	66,67%	23	15	60,53%	17,22	54,84
6	Larry Butler 	2	1	1	50,00%	11	12	47,83%	17,64	50,72
7	Ross Snook 	2	1	1	50,00%	12	16	42,86%	17,58	50,59
8	Chris White 	2	1	1	50,00%	16	12	57,14%	18,25	49,81
9	Danny Lauby 	2	1	1	50,00%	13	15	46,43%	18,08	49,65
10	John Part 	1	0	1	0,00%	6	8	42,86%	16,33	46,22
11	Matt Campbell 	1	0	1	0,00%	5	8	38,46%	16,40	45,83
12	Jim Long 	1	0	1	0,00%	3	8	27,27%	16,67	44,56
13	Timmy Nicoll 	1	0	1	0,00%	7	8	46,67%	18,14	42,02
14	Dan Lauby Sr. 	1	0	1	0,00%	5	8	38,46%	19,60	38,66
15	John Steinhofer 	1	0	1	0,00%	4	8	33,33%	19,75	38,12
16	David Fatum 	1	0	1	0,00%	3	8	27,27%	21,67	34,59