
































































## 2018 CDC Tour - Event #1 (28th April)

Player		Matches	Won	Lost	%	Legs Won	Legs Lost	%	Darts per leg won	Rating
1	Gary Mawson 	6	6	0	100,00%	33	15	68,75%	16,82	61,25
2	Darin Young 	6	5	1	83,33%	32	19	62,75%	16,94	58,15
3	Rob Modra 	2	1	1	50,00%	7	6	53,85%	15,29	57,30
4	DJ Sayre 	4	3	1	75,00%	19	10	65,52%	17,11	56,62
5	Leonard Gates 	4	3	1	75,00%	19	7	73,08%	17,37	56,36
6	Chris White 	5	4	1	80,00%	22	16	57,89%	17,50	56,04
7	Jim Long 	3	2	1	66,67%	13	6	68,42%	17,23	55,21
8	Danny Delfino 	4	3	1	75,00%	17	11	60,71%	17,94	54,42
9	Jeremiah Millar 	5	4	1	80,00%	24	13	64,86%	18,46	54,25
10	Danny Lauby 	3	2	1	66,67%	14	8	63,64%	17,86	53,50
11	Ron Johnson 	3	2	1	66,67%	10	10	50,00%	18,10	52,28
12	Brian Fenlon 	3	2	1	66,67%	11	10	52,38%	18,18	52,22
13	Ross Snook 	4	3	1	75,00%	18	12	60,00%	19,00	52,14
14	Rob Coldiron 	3	2	1	66,67%	11	8	57,89%	19,00	50,79
15	Nick Linberg 	2	1	1	50,00%	7	8	46,67%	18,14	49,52
16	David Walsh 	3	2	1	66,67%	13	11	54,17%	19,62	49,41
17	Kurt Hartmann 	3	2	1	66,67%	12	11	52,17%	19,67	49,22
18	Kevin Jinkensen 	1	0	1	0,00%	1	5	16,67%	15,00	48,83
19	Timmy Nicoll 	3	2	1	66,67%	14	8	63,64%	20,79	47,82
20	Chuck Puleo 	2	1	1	50,00%	8	7	53,33%	19,13	47,81
21	Dan Burk 	1	0	1	0,00%	4	5	44,44%	16,00	47,22
22	David Fatum 	2	1	1	50,00%	6	5	54,55%	19,50	47,15
23	Scott Estle 	2	1	1	50,00%	8	5	61,54%	19,75	47,03
24	Gordon Dixon 	2	1	1	50,00%	8	8	50,00%	19,63	46,69
25	Aaron Jalbert 	2	1	1	50,00%	5	8	38,46%	19,80	45,79
26	Trevor Buboltz 	2	1	1	50,00%	6	6	50,00%	20,17	45,70
27	Ray Carver 	2	1	1	50,00%	7	7	50,00%	20,43	45,24
28	Jason Brandon 	2	1	1	50,00%	6	6	50,00%	20,50	45,12
29	Geoff Miller 	2	1	1	50,00%	7	6	53,85%	21,00	44,48
30	Brandon Smith 	2	1	1	50,00%	7	9	43,75%	20,71	44,45
31	Jesse Rivera 	1	0	1	0,00%	1	5	16,67%	17,00	43,19
32	Jason Yoder 	2	1	1	50,00%	6	9	40,00%	21,50	42,99
33	Mathew Malone 	1	0	1	0,00%	2	5	28,57%	17,50	42,57
34	Mark Pundt 	2	1	1	50,00%	7	9	43,75%	22,00	42,41
35	Larry Butler 	1	0	1	0,00%	4	5	44,44%	18,50	41,14
36	Joe Beecroft 	1	0	1	0,00%	2	5	28,57%	18,50	40,35
37	Mark Hidalgo 	1	0	1	0,00%	3	5	37,50%	19,00	39,77
38	John Steinhofer 	2	1	1	50,00%	6	7	46,15%	24,50	39,20
39	Joe Brooks 	1	0	1	0,00%	2	5	28,57%	19,50	38,35
40	Tom Willoughby 	1	0	1	0,00%	4	5	44,44%	20,00	38,22
41	Rob Ethington 	1	0	1	0,00%	1	5	16,67%	20,00	36,83
42	John McCreery 	1	0	1	0,00%	4	5	44,44%	21,00	36,51
43	Michael Semeriglia 	1	0	1	0,00%	3	5	37,50%	21,00	36,16
44	Paul Schwindamann 	1	0	1	0,00%	2	5	28,57%	21,00	35,71
45	Brian MacKenzie 	1	0	1	0,00%	3	5	37,50%	21,33	35,63
46	Liz Tynan 	2	1	1	50,00%	5	8	38,46%	27,80	35,32
47	Neil Quenon 	1	0	1	0,00%	1	5	16,67%	21,00	35,12
48	Shawn Patrick 	1	0	1	0,00%	1	5	16,67%	21,00	35,12
49	Ed de Behnke 	1	0	1	0,00%	4	5	44,44%	22,00	34,95
50	Dan Lauby Sr. 	1	0	1	0,00%	2	5	28,57%	22,50	33,43
51	Jeff Marinucci 	1	0	1	0,00%	2	5	28,57%	22,50	33,43
52	Gary Kieper 	1	0	1	0,00%	0	5	0,00%	-	33,34
53	James Kinney 	1	0	1	0,00%	3	5	37,50%	23,67	32,30
54	Pat Gallagher 	1	0	1	0,00%	0	5	0,00%	-	32,19
55	Brenda Roush 	1	0	1	0,00%	1	5	16,67%	23,00	32,14
56	Mike Petrucelli 	1	0	1	0,00%	0	5	0,00%	-	31,43
57	Michael Chambers 	1	0	1	0,00%	0	5	0,00%	-	31,38
58	David Boukas 	1	0	1	0,00%	0	5	0,00%	-	31,28
59	Russ Lyzak 	1	0	1	0,00%	3	5	37,50%	25,33	30,30
60	Jason Wilbur 	1	0	1	0,00%	3	5	37,50%	26,00	29,57
61	Mark Veatch 	1	0	1	0,00%	0	5	0,00%	-	29,41
62	Paul Burns 	1	0	1	0,00%	4	5	44,44%	26,75	29,14
63	James Burns 	1	0	1	0,00%	0	5	0,00%	-	27,35
64	Ken McCowan	1	0	1	0,00%	1	5	16,67%	29,00	25,66