
































































2018 CDC Tour - Event #2 (29th April)

	Player	Matches	Won	Lost	%	Legs Won	Legs Lost	%	Darts per leg won	Rating	
1	Chuck Puleo		6	6	0	100,00%	33	12	73,33%	17,79	59,14
2	Leonard Gates		4	3	1	75,00%	20	8	71,43%	16,30	58,99
3	Ross Snook		4	3	1	75,00%	19	9	67,86%	17,79	55,12
4	Darin Young		4	3	1	75,00%	17	9	65,38%	17,76	55,05
5	Jim Long		6	5	1	83,33%	31	24	56,36%	18,42	54,41
6	James Kinney		5	4	1	80,00%	24	19	55,81%	18,38	53,97
7	Jason Brandon		5	4	1	80,00%	23	18	56,10%	18,43	53,86
8	David Fatum		3	2	1	66,67%	13	6	68,42%	18,08	53,25
9	Chris White		3	2	1	66,67%	12	9	57,14%	17,92	53,04
10	David Walsh		1	0	1	0,00%	1	5	16,67%	14,00	52,26
11	Nick Linberg		2	1	1	50,00%	9	6	60,00%	17,33	52,04
12	Gary Mawson		3	2	1	66,67%	13	9	59,09%	18,54	51,79
13	DJ Sayre		3	2	1	66,67%	12	8	60,00%	18,58	51,74
14	Aaron Jalbert		4	3	1	75,00%	19	15	55,88%	19,21	51,52
15	Timmy Nicoll		3	2	1	66,67%	11	7	61,11%	18,91	51,13
16	Danny Pace		3	2	1	66,67%	14	6	70,00%	19,14	51,11
17	Larry Butler		2	1	1	50,00%	9	6	60,00%	17,78	51,00
18	Danny Lauby		3	2	1	66,67%	11	7	61,11%	19,00	50,95
19	Danny Delfino		2	1	1	50,00%	6	6	50,00%	18,33	49,27
20	Joe Beecroft		1	0	1	0,00%	1	5	16,67%	15,00	48,83
21	Mike Petrucelli		1	0	1	0,00%	1	5	16,67%	15,00	48,83
22	Ray Carver		3	2	1	66,67%	11	9	55,00%	21,00	47,04
23	Trevor Buboltz		2	1	1	50,00%	5	8	38,46%	19,40	46,54
24	Pat Gallagher		2	1	1	50,00%	9	7	56,25%	20,22	45,92
25	Paul Burns		2	1	1	50,00%	9	6	60,00%	20,33	45,91
26	James Burns		2	1	1	50,00%	5	9	35,71%	19,80	45,65
27	Jimmy Damore		1	0	1	0,00%	2	5	28,57%	16,50	45,06
28	Rob Ethington		2	1	1	50,00%	6	9	40,00%	20,33	44,91
29	Rob Modra		2	1	1	50,00%	7	5	58,33%	21,00	44,70
30	Paul Schwindamann		2	1	1	50,00%	7	8	46,67%	20,71	44,59
31	Ron Johnson		2	1	1	50,00%	8	8	50,00%	20,88	44,49
32	John Steinhofer		2	1	1	50,00%	6	7	46,15%	20,83	44,37
33	Michael Chambers		1	0	1	0,00%	1	5	16,67%	17,00	43,19
34	Shawn Patrick		1	0	1	0,00%	2	5	28,57%	17,50	42,57
35	Dan Lauby Sr.		1	0	1	0,00%	2	5	28,57%	18,00	41,43
36	Jeff Marinucci		2	1	1	50,00%	6	7	46,15%	22,83	41,34
37	Kurt Hartmann		1	0	1	0,00%	4	5	44,44%	18,75	40,62
38	Brian Fenlon		1	0	1	0,00%	3	5	37,50%	18,67	40,45
39	Mark Pundt		1	0	1	0,00%	2	5	28,57%	18,50	40,35
40	Joel Chmielak		1	0	1	0,00%	4	5	44,44%	19,00	40,12
41	Russ Lyzak		2	1	1	50,00%	5	6	45,45%	24,00	39,77
42	Brian MacKenzie		2	1	1	50,00%	5	8	38,46%	24,20	39,18
43	Jesse Rivera		1	0	1	0,00%	3	5	37,50%	19,33	39,12
44	Ron Gayman		1	0	1	0,00%	1	5	16,67%	19,00	38,73
45	Darrin Auckland		1	0	1	0,00%	3	5	37,50%	19,67	38,49
46	Ed de Behnke		1	0	1	0,00%	3	5	37,50%	19,67	38,49
47	Jeremiah Millar		1	0	1	0,00%	2	5	28,57%	19,50	38,35
48	Mark Hidalgo		1	0	1	0,00%	2	5	28,57%	20,00	37,43
49	Geoff Miller		1	0	1	0,00%	4	5	44,44%	20,50	37,34
50	Scott Estle		1	0	1	0,00%	2	5	28,57%	20,50	36,55
51	Neil Quenon		1	0	1	0,00%	1	5	16,67%	21,00	35,12
52	Jason Yoder		1	0	1	0,00%	3	5	37,50%	21,67	35,11
53	Mathew Malone		1	0	1	0,00%	3	5	37,50%	22,00	34,60
54	Brenda Roush		2	1	1	50,00%	5	8	38,46%	30,60	32,95
55	Rodney Raimer		1	0	1	0,00%	1	5	16,67%	23,00	32,14
56	Michael Semeriglia		1	0	1	0,00%	2	5	28,57%	23,50	32,07
57	Gordon Dixon		1	0	1	0,00%	0	5	0,00%	-	30,66
58	Liz Tynan		1	0	1	0,00%	3	5	37,50%	25,67	29,93
59	Dan Burk		1	0	1	0,00%	1	5	16,67%	25,00	29,63
60	Kevin Jinkensen		1	0	1	0,00%	1	5	16,67%	26,00	28,53
61	Ken McCowan		1	0	1	0,00%	1	5	16,67%	29,00	25,66
62	John McCreery		1	0	1	0,00%	0	5	0,00%	-	25,58
63	Josh Shuler		1	0	1	0,00%	0	5	0,00%	-	25,58
64	David Loepke		1	0	1	0,00%	0	5	0,00%	-	25,20