































































2018 CDC Tour - Event #3 (19th May)

Player		Matches	Won	Lost	%	Legs Won	Legs Lost	%	Darts per leg won	Rating	
1	Leonard Gates		6	6	0	100,00%	33	10	76,74%	16,36	62,84
2	Ross Snook		5	4	1	80,00%	24	16	60,00%	17,08	57,15
3	Danny Lauby		4	3	1	75,00%	19	11	63,33%	17,00	56,77
4	Jim Long		5	4	1	80,00%	26	11	70,27%	17,69	56,21
5	DJ Sayre		6	5	1	83,33%	32	21	60,38%	17,75	56,08
6	Larry Butler		4	3	1	75,00%	16	9	64,00%	17,44	55,74
7	Chris White		4	3	1	75,00%	20	9	68,97%	17,85	55,03
8	Darin Young		3	2	1	66,67%	10	8	55,56%	17,20	54,64
9	Chuck Puleo		4	3	1	75,00%	18	12	60,00%	18,28	53,64
10	David Fatum		3	2	1	66,67%	11	7	61,11%	18,36	52,26
11	Joe Chaney		3	2	1	66,67%	11	7	61,11%	18,45	52,07
12	Dan Lauby Sr.		3	2	1	66,67%	12	8	60,00%	18,67	51,57
13	Randy van Duersen		3	2	1	66,67%	14	13	51,85%	18,50	51,51
14	Timmy Nicoll		3	2	1	66,67%	11	6	64,71%	19,45	50,24
15	Brian MacKenzie		3	2	1	66,67%	12	9	57,14%	19,50	49,78
16	Jason Brandon		3	2	1	66,67%	13	9	59,09%	19,69	49,52
17	Ray Carver		2	1	1	50,00%	9	6	60,00%	18,56	49,30
18	James Kinney		2	1	1	50,00%	6	6	50,00%	18,33	49,27
19	Nick Linberg		2	1	1	50,00%	6	8	42,86%	18,33	48,92
20	Paul Schwindamann		2	1	1	50,00%	6	9	40,00%	18,67	48,07
21	Dustin Martin		2	1	1	50,00%	6	7	46,15%	18,83	48,04
22	Jayson Barlow		2	1	1	50,00%	7	9	43,75%	18,86	47,87
23	Rob Modra		2	1	1	50,00%	7	6	53,85%	19,14	47,80
24	Ben Beltz		2	1	1	50,00%	7	6	53,85%	19,71	46,71
25	Jimmy Damore		1	0	1	0,00%	1	5	16,67%	16,00	45,83
26	Jesse Rivera		2	1	1	50,00%	5	8	38,46%	20,20	45,07
27	Neil Quenon		2	1	1	50,00%	5	8	38,46%	20,60	44,37
28	Geoff Miller		2	1	1	50,00%	8	5	61,54%	21,38	44,26
29	Chad Bivins		1	0	1	0,00%	2	5	28,57%	17,00	43,78
30	Bruce Hulme		1	0	1	0,00%	1	5	16,67%	17,00	43,19
31	Paul Jones		2	1	1	50,00%	6	8	42,86%	21,50	43,13
32	Gene Walts		2	1	1	50,00%	7	5	58,33%	23,00	41,72
33	Pat Gallagher		2	1	1	50,00%	9	7	56,25%	23,22	41,32
34	Danny Pace		2	1	1	50,00%	6	5	54,55%	23,33	41,08
35	Ed de Behnke		1	0	1	0,00%	1	5	16,67%	18,00	40,83
36	Rob Slusser		1	0	1	0,00%	1	5	16,67%	18,00	40,83
37	Russ Lyzak		1	0	1	0,00%	3	5	37,50%	18,67	40,45
38	Steve Chorba		1	0	1	0,00%	3	5	37,50%	18,67	40,45
39	Gary Mawson		1	0	1	0,00%	4	5	44,44%	19,00	40,12
40	Sean Coohill		1	0	1	0,00%	3	5	37,50%	19,00	39,77
41	John Holland		2	1	1	50,00%	6	7	46,15%	24,50	39,20
42	Jason Wilbur		1	0	1	0,00%	4	5	44,44%	19,50	39,15
43	Greg Coburn		1	0	1	0,00%	1	5	16,67%	19,00	38,73
44	Jason Yoder		1	0	1	0,00%	2	5	28,57%	20,00	37,43
45	John McCreery		1	0	1	0,00%	1	5	16,67%	20,00	36,83
46	Mike Petrucelli		1	0	1	0,00%	1	5	16,67%	20,00	36,83
47	Trevor Buboltz		1	0	1	0,00%	3	5	37,50%	21,00	36,16
48	Ron Johnson		1	0	1	0,00%	4	5	44,44%	21,50	35,71
49	Bill Anderson		1	0	1	0,00%	1	5	16,67%	21,00	35,12
50	Brian Fenlon		1	0	1	0,00%	3	5	37,50%	22,00	34,60
51	Stuart Brown		1	0	1	0,00%	0	5	0,00%	-	33,87
52	Tom Picard		1	0	1	0,00%	2	5	28,57%	22,50	33,43
53	Steve Jordon		1	0	1	0,00%	0	5	0,00%	-	32,96
54	Rob Ethington		1	0	1	0,00%	0	5	0,00%	-	32,77
55	Donny Joe		1	0	1	0,00%	2	5	28,57%	23,00	32,73
56	Jacob Schaffer		1	0	1	0,00%	1	5	16,67%	24,00	30,83
57	Joe Brooks		1	0	1	0,00%	1	5	16,67%	25,00	29,63
58	Kevin Jinkensen		1	0	1	0,00%	0	5	0,00%	-	28,26
59	Gregory Hughes		1	0	1	0,00%	0	5	0,00%	-	27,26
60	Rob Coldiron		1	0	1	0,00%	0	5	0,00%	-	26,92
61	Patrick McGinnis		1	0	1	0,00%	0	5	0,00%	-	26,30
62	Ken McCowan		1	0	1	0,00%	2	5	28,57%	29,00	26,26
63	Ricky Queener		1	0	1	0,00%	1	5	16,67%	30,00	24,83
64	George Lisbey		1	0	1	0,00%	0	5	0,00%	-	23,90