
































































2018 CDC Tour - Event #4 (20th May)

Player		Matches	Won	Lost	%	Legs Won	Legs Lost	%	Darts per leg won	Rating
1	Darin Young 	6	6	0	100,00%	33	12	73,33%	17,21	60,50
2	Chuck Puleo 	6	5	1	83,33%	30	15	66,67%	16,80	58,69
3	Ross Snook 	5	4	1	80,00%	25	18	58,14%	17,52	56,00
4	DJ Sayre 	4	3	1	75,00%	20	8	71,43%	18,15	54,49
5	Ray Carver 	4	3	1	75,00%	17	18	48,57%	17,65	54,48
6	Danny Lauby 	5	4	1	80,00%	25	13	65,79%	18,64	53,92
7	David Fatum 	4	3	1	75,00%	18	8	69,23%	18,61	53,40
8	Jim Long 	3	2	1	66,67%	12	11	52,17%	17,67	53,36
9	Leonard Gates 	3	2	1	66,67%	12	10	54,55%	17,75	53,29
10	Gary Mawson 	4	3	1	75,00%	18	11	62,07%	18,61	53,04
11	Paul Schwindamann 	3	2	1	66,67%	12	9	57,14%	18,50	51,78
12	Joe Chaney 	2	1	1	50,00%	8	6	57,14%	17,63	51,21
13	Nick Linberg 	3	2	1	66,67%	10	6	62,50%	19,00	51,02
14	Larry Butler 	2	1	1	50,00%	9	5	64,29%	18,22	50,23
15	Ron Johnson 	3	2	1	66,67%	12	11	52,17%	19,42	49,69
16	Trevor Buboltz 	3	2	1	66,67%	14	6	70,00%	20,00	49,50
17	Kevin Jinkensen 	2	1	1	50,00%	6	9	40,00%	18,00	49,50
18	Timmy Nicoll 	3	2	1	66,67%	12	11	52,17%	19,58	49,37
19	Jayson Barlow 	2	1	1	50,00%	9	6	60,00%	18,89	48,62
20	Jimmy Damore 	3	2	1	66,67%	13	8	61,90%	20,38	48,42
21	Jason Brandon 	2	1	1	50,00%	8	7	53,33%	19,00	48,06
22	Randy van Deursen 	2	1	1	50,00%	7	9	43,75%	19,00	47,58
23	Sean Coohill 	1	0	1	0,00%	2	5	28,57%	16,00	46,43
24	Geoff Miller 	2	1	1	50,00%	5	8	38,46%	19,60	46,16
25	Brian MacKenzie 	2	1	1	50,00%	5	6	45,45%	20,20	45,42
26	Gene Walts 	2	1	1	50,00%	8	7	53,33%	21,00	44,45
27	Dan Lauby Sr. 	2	1	1	50,00%	9	7	56,25%	21,11	44,42
28	Jason Wilbur 	1	0	1	0,00%	2	5	28,57%	17,00	43,78
29	Chris White 	2	1	1	50,00%	9	5	64,29%	22,33	42,95
30	Paul Jones 	2	1	1	50,00%	5	8	38,46%	22,00	42,15
31	John Holland 	2	1	1	50,00%	5	6	45,45%	22,40	41,92
32	James Kinney 	1	0	1	0,00%	4	5	44,44%	18,25	41,67
33	Steve Jordon 	1	0	1	0,00%	2	5	28,57%	18,00	41,43
34	Neil Quenon 	1	0	1	0,00%	3	5	37,50%	18,33	41,15
35	Rob Modra 	1	0	1	0,00%	3	5	37,50%	18,33	41,15
36	Danny Pace 	1	0	1	0,00%	4	5	44,44%	18,75	40,62
37	Ed de Behnke 	2	1	1	50,00%	5	7	41,67%	23,20	40,62
38	Pat Gallagher 	2	1	1	50,00%	7	7	50,00%	23,86	40,18
39	Kirk Barnes 	1	0	1	0,00%	0	5	0,00%	-	39,66
40	Ben Beltz 	1	0	1	0,00%	4	5	44,44%	19,25	39,62
41	Harold Rodgers 	1	0	1	0,00%	1	5	16,67%	19,00	38,73
42	Bill Anderson 	2	1	1	50,00%	5	8	38,46%	24,80	38,46
43	Tom Picard 	1	0	1	0,00%	2	5	28,57%	20,00	37,43
44	Dustin Martin 	1	0	1	0,00%	1	5	16,67%	20,00	36,83
45	Stuart Brown 	1	0	1	0,00%	1	5	16,67%	20,00	36,83
46	Jason Yoder 	1	0	1	0,00%	1	5	16,67%	21,00	35,12
47	Donny Joe 	1	0	1	0,00%	2	5	28,57%	21,50	34,92
48	Stephen Kelley 	1	0	1	0,00%	3	5	37,50%	22,00	34,60
49	Steve Chorba 	1	0	1	0,00%	0	5	0,00%	-	34,35
50	Rodney Raimer 	1	0	1	0,00%	2	5	28,57%	22,00	34,16
51	Rob Slusser 	1	0	1	0,00%	3	5	37,50%	22,33	34,11
52	Mike Petrucelli 	1	0	1	0,00%	1	5	16,67%	22,00	33,56
53	Rob Coldiron 	1	0	1	0,00%	2	5	28,57%	23,00	32,73
54	Jesse Rivera 	1	0	1	0,00%	3	5	37,50%	23,67	32,30
55	Ken McCowan 	1	0	1	0,00%	1	5	16,67%	23,00	32,14
56	Brian Fenlon 	1	0	1	0,00%	2	5	28,57%	24,50	30,82
57	Barry Peer 	1	0	1	0,00%	0	5	0,00%	-	30,23
58	Bruce Hulme 	1	0	1	0,00%	0	5	0,00%	-	30,23
59	Rob Ethington 	1	0	1	0,00%	0	5	0,00%	-	29,99
60	Roy Murray 	1	0	1	0,00%	0	5	0,00%	-	28,74
61	Jim Workman 	1	0	1	0,00%	0	5	0,00%	-	27,31
62	Russ Lyzak 	1	0	1	0,00%	2	5	28,57%	28,00	27,14
63	Jim Drury 	1	0	1	0,00%	1	5	16,67%	29,00	25,66
64	Vaughan Lightowler	1	0	1	0,00%	1	5	16,67%	29,00	25,66