































































2018 CDC Tour - Event #5 (23rd June)

Player		Matches	Won	Lost	%	Legs Won	Legs Lost	%	Darts per leg won	Rating
1	Leonard Gates 	5	5	0	100,00%	33	7	82,50%	16,06	63,96
2	Darin Young 	5	4	1	80,00%	23	16	58,97%	17,17	56,87
3	Gary Mawson 	4	3	1	75,00%	19	15	55,88%	16,84	56,79
4	Nick Linberg 	2	1	1	50,00%	10	8	55,56%	15,90	55,56
5	Chris White 	3	2	1	66,67%	19	13	59,38%	17,05	55,19
6	DJ Sayre 	3	2	1	66,67%	20	8	71,43%	17,45	54,83
7	David Fatum 	4	3	1	75,00%	25	15	62,50%	17,80	54,82
8	Danny Lauby 	3	2	1	66,67%	20	11	64,52%	17,40	54,61
9	Chuck Puleo 	3	2	1	66,67%	17	10	62,96%	18,12	52,89
10	Dan Lauby Sr. 	2	1	1	50,00%	12	6	66,67%	17,50	51,98
11	Bruce Davey 	2	1	1	50,00%	12	9	57,14%	17,92	50,54
12	John Part 	2	1	1	50,00%	12	7	63,16%	18,33	49,93
13	Matt Campbell 	1	0	1	0,00%	1	5	16,67%	15,00	48,83
14	Rob Modra 	2	1	1	50,00%	12	8	60,00%	18,83	48,73
15	Ross Snook 	1	0	1	0,00%	9	6	60,00%	16,33	47,08
16	Dan Olson 	2	1	1	50,00%	13	9	59,09%	19,69	47,02
17	Timmy Nicoll 	2	1	1	50,00%	11	7	61,11%	19,82	46,89
18	Ace Elorde 	1	0	1	0,00%	2	5	28,57%	16,00	46,43
19	Bruce Hulme 	2	1	1	50,00%	14	11	56,00%	21,50	43,79
20	Bradley Clause 	1	0	1	0,00%	2	5	28,57%	17,50	42,57
21	Jim Long 	1	0	1	0,00%	6	6	50,00%	18,00	42,50
22	Ed de Behnke 	1	0	1	0,00%	5	7	41,67%	18,20	41,64
23	Justin Hawes 	1	0	1	0,00%	2	5	28,57%	18,00	41,43
24	Kory Nichols 	1	0	1	0,00%	1	5	16,67%	18,00	40,83
25	Oliver Jones 	1	0	1	0,00%	7	8	46,67%	18,71	40,81
26	Gene Walts 	1	0	1	0,00%	9	6	60,00%	19,44	40,03
27	Terry Hayhurst 	1	0	1	0,00%	2	5	28,57%	19,00	39,32
28	Kevin Jinkensen 	1	0	1	0,00%	5	7	41,67%	19,40	39,20
29	Aaron Jalbert 	1	0	1	0,00%	5	6	45,45%	19,60	39,01
30	David Kendall 	1	0	1	0,00%	2	5	28,57%	19,50	38,35
31	Jayson Barlow 	1	0	1	0,00%	6	7	46,15%	20,17	38,01
32	Donny Joe 	1	0	1	0,00%	3	5	37,50%	20,33	37,28
33	John Steinhofer 	1	0	1	0,00%	6	5	54,55%	21,17	36,74
34	Elmer Kempt 	1	0	1	0,00%	2	5	28,57%	20,50	36,55
35	Steve Chorba 	1	0	1	0,00%	2	5	28,57%	20,50	36,55
36	Ken McCowan 	1	0	1	0,00%	5	8	38,46%	20,80	36,54
37	Gino Florian 	1	0	1	0,00%	4	5	44,44%	21,00	36,51
38	Levi Bilger 	1	0	1	0,00%	3	5	37,50%	21,00	36,16
39	Scott Estle 	1	0	1	0,00%	6	8	42,86%	21,17	36,16
40	Ron Warnock 	1	0	1	0,00%	5	6	45,45%	21,40	35,92
41	Liz Tynan 	1	0	1	0,00%	5	7	41,67%	21,60	35,42
42	Brian MacKenzie 	1	0	1	0,00%	7	6	53,85%	22,14	35,21
43	Brenda Roush 	1	0	1	0,00%	1	5	16,67%	21,00	35,12
44	Dave Watson 	1	0	1	0,00%	1	5	16,67%	21,00	35,12
45	Kim Wallace 	1	0	1	0,00%	1	5	16,67%	21,00	35,12
46	Randy Moffat 	1	0	1	0,00%	1	5	16,67%	21,00	35,12
47	Neil Quenon 	1	0	1	0,00%	5	9	35,71%	21,60	35,12
48	Ron Gardner 	1	0	1	0,00%	2	5	28,57%	21,50	34,92
49	Barry Peer 	1	0	1	0,00%	0	5	0,00%	-	32,43
50	Colm Neilson 	1	0	1	0,00%	1	5	16,67%	23,00	32,14
51	Faustino Aspuria 	1	0	1	0,00%	2	5	28,57%	23,50	32,07
52	Trevor Buboltz 	1	0	1	0,00%	9	7	56,25%	25,56	30,99
53	Russ Lyzak 	1	0	1	0,00%	0	5	0,00%	-	30,71
54	Edwin Martin 	1	0	1	0,00%	3	5	37,50%	25,33	30,30
55	Chris Caldwell 	1	0	1	0,00%	2	5	28,57%	25,00	30,23
56	William Wills 	1	0	1	0,00%	2	5	28,57%	25,00	30,23
57	Stuart Brown 	1	0	1	0,00%	2	5	28,57%	27,00	28,10
58	Jason Rilloraza 	1	0	1	0,00%	2	5	28,57%	27,50	27,61
59	Bill Neilson 	1	0	1	0,00%	1	5	16,67%	27,00	27,50
60	Brian Ross 	1	0	1	0,00%	0	5	0,00%	-	27,50
61	Renee Ripol 	1	0	1	0,00%	0	5	0,00%	-	25,25
62	Vaughan Lightowler 	1	0	1	0,00%	0	5	0,00%	-	20,69

For 1st round winners, matches won only count from the 2nd round, but the whole performance is counted