
































































**2018 CDC Tour - Event #8 (5th August)**

	Player	Matches	Won	Lost	%	Legs Won	Legs Lost	%	Darts per leg won	Rating	
1	Jim Long		5	4	1	80,00%	24	12	66,67%	15,96	60,45
2	Chuck Puleo		6	6	0	100,00%	33	13	71,74%	17,45	59,84
3	Darin Young		6	5	1	83,33%	28	14	66,67%	17,25	57,57
4	David Fatum		4	3	1	75,00%	20	14	58,82%	17,45	55,45
5	Danny Lauby		5	4	1	80,00%	24	18	57,14%	17,88	55,14
6	Gary Mawson		4	3	1	75,00%	19	7	73,08%	18,11	54,67
7	Matt Campbell		4	3	1	75,00%	18	12	60,00%	18,00	54,25
8	Chris White		3	2	1	66,67%	13	8	61,90%	17,77	53,61
9	Dan Lauby Sr.		2	1	1	50,00%	8	6	57,14%	16,88	53,02
10	Nick Linberg		3	2	1	66,67%	14	8	63,64%	18,21	52,71
11	Gary French		4	3	1	75,00%	19	14	57,58%	18,84	52,34
12	Rob Modra		3	2	1	66,67%	14	6	70,00%	18,86	51,68
13	Mike Burns		3	2	1	66,67%	14	7	66,67%	19,00	51,23
14	Timmy Nicoll		3	2	1	66,67%	14	6	70,00%	19,50	50,42
15	Danny Pace		3	2	1	66,67%	10	12	45,45%	19,60	49,01
16	Jesse Rivera		3	2	1	66,67%	12	9	57,14%	20,25	48,41
17	Aaron Jalbert		2	1	1	50,00%	6	5	54,55%	19,50	47,15
18	Jim Widmayer		2	1	1	50,00%	7	7	50,00%	19,71	46,52
19	Gene Walts		2	1	1	50,00%	8	5	61,54%	20,13	46,35
20	Brian MacKenzie		2	1	1	50,00%	8	7	53,33%	20,13	45,94
21	Scott Estle		2	1	1	50,00%	7	7	50,00%	20,29	45,49
22	Gino Florian		2	1	1	50,00%	5	8	38,46%	20,40	44,72
23	Scott Vye		2	1	1	50,00%	5	5	50,00%	21,20	43,96
24	John Steinhofer		2	1	1	50,00%	8	9	47,06%	21,13	43,94
25	Tony McTigue		2	1	1	50,00%	6	9	40,00%	21,17	43,52
26	Paul Burns		2	1	1	50,00%	5	5	50,00%	22,00	42,73
27	Ryan McHugh		1	0	1	0,00%	2	5	28,57%	17,50	42,57
28	Billy Bell		1	0	1	0,00%	2	5	28,57%	18,00	41,43
29	John Holland		1	0	1	0,00%	1	5	16,67%	18,00	40,83
30	Anthony de Armas		2	1	1	50,00%	9	9	50,00%	23,44	40,71
31	Russ Lyzak		2	1	1	50,00%	6	7	46,15%	24,67	39,00
32	Tommy White		3	2	1	66,67%	10	11	47,62%	27,40	38,66
33	John Menichella		1	0	1	0,00%	2	5	28,57%	19,50	38,35
34	Tom Willoughby		1	0	1	0,00%	2	5	28,57%	19,50	38,35
35	Larry Butler		2	1	1	50,00%	8	9	47,06%	26,75	36,77
36	Mike Bowers		2	1	1	50,00%	6	5	54,55%	27,67	36,25
37	Pat Gallagher		1	0	1	0,00%	3	5	37,50%	21,00	36,16
38	Ross Snook		1	0	1	0,00%	1	5	16,67%	21,00	35,12
39	Levi Bilger		1	0	1	0,00%	0	5	0,00%	-	35,07
40	Jim Kelley		1	0	1	0,00%	2	5	28,57%	21,50	34,92
41	Shawn Patrick		2	1	1	50,00%	5	8	38,46%	28,40	34,78
42	Bill Donegan		1	0	1	0,00%	4	5	44,44%	22,25	34,58
43	Henry Borkowski		1	0	1	0,00%	0	5	0,00%	-	33,63
44	Bruce Hulme		1	0	1	0,00%	1	5	16,67%	22,00	33,56
45	Ciaran Sullivan		1	0	1	0,00%	4	5	44,44%	23,75	32,54
46	Richard Frattaroli		1	0	1	0,00%	0	5	0,00%	-	32,38
47	Geoff Miller		1	0	1	0,00%	4	5	44,44%	24,00	32,22
48	Matt Traub		1	0	1	0,00%	4	5	44,44%	24,25	31,91
49	Mike Reilly		1	0	1	0,00%	0	5	0,00%	-	31,71
50	Peter Stewart		1	0	1	0,00%	0	5	0,00%	-	31,52
51	Billy Connor		1	0	1	0,00%	2	5	28,57%	24,50	30,82
52	Mark Pundt		1	0	1	0,00%	4	5	44,44%	25,50	30,46
53	Sean Coohill		1	0	1	0,00%	4	5	44,44%	26,25	29,65
54	Bobby Freeman		1	0	1	0,00%	0	5	0,00%	-	28,17
55	Jeff Gallagher		1	0	1	0,00%	1	5	16,67%	27,00	27,50
56	Andrew Vankoeverden		1	0	1	0,00%	0	5	0,00%	-	27,31
57	Jason Yoder		1	0	1	0,00%	3	5	37,50%	28,33	27,29
58	Ken McCowan		1	0	1	0,00%	2	5	28,57%	28,00	27,14
59	Rob Dwinall		1	0	1	0,00%	0	5	0,00%	-	26,83
60	Phil Forgione		1	0	1	0,00%	1	5	16,67%	28,00	26,55
61	Matthew Preston		1	0	1	0,00%	0	5	0,00%	-	26,35
62	Edward Serenson		1	0	1	0,00%	0	5	0,00%	-	25,77
63	Rachel Mabry		1	0	1	0,00%	0	5	0,00%	-	23,43
64	Avery Bozzetti		1	0	1	0,00%	0	5	0,00%	-	20,12