































































2018 CDC Tour - Event #9 (25th August)

Player		Matches	Won	Lost	%	Legs Won	Legs Lost	%	Darts per leg won	Rating	
1	John Part		6	6	0	100,00%	33	12	73,33%	17,55	59,70
2	Chuck Puleo		5	4	1	80,00%	25	14	64,10%	16,92	57,76
3	Danny Lauby		6	5	1	83,33%	29	15	65,91%	17,28	57,47
4	Matt Campbell		3	2	1	66,67%	12	8	60,00%	16,33	57,08
5	Jim Long		5	4	1	80,00%	23	13	63,89%	17,35	56,70
6	Timmy Nicoll		4	3	1	75,00%	19	12	61,29%	17,53	55,40
7	Nick Linberg		3	2	1	66,67%	12	5	70,59%	17,33	55,07
8	Darin Young		4	3	1	75,00%	19	8	70,37%	17,95	54,89
9	Gary Mawson		3	2	1	66,67%	13	7	65,00%	17,77	53,77
10	Jim Widmayer		4	3	1	75,00%	18	11	62,07%	18,50	53,27
11	Ross Snook		3	2	1	66,67%	14	7	66,67%	19,00	51,23
12	Joe Chaney		3	2	1	66,67%	11	9	55,00%	18,82	51,01
13	Dan Lauby Sr.		4	3	1	75,00%	18	13	58,06%	19,94	50,25
14	John Steinhofer		2	1	1	50,00%	9	7	56,25%	18,11	50,07
15	David Fatum		3	2	1	66,67%	10	6	62,50%	19,70	49,67
16	Trevor Buboltz		3	2	1	66,67%	12	11	52,17%	19,83	48,91
17	Timmy O'Brien		2	1	1	50,00%	7	7	50,00%	18,57	48,77
18	Larry Butler		2	1	1	50,00%	7	7	50,00%	19,86	46,26
19	Gino Florian		3	2	1	66,67%	10	10	50,00%	21,40	46,14
20	Paul Schwindamann		2	1	1	50,00%	5	8	38,46%	19,80	45,79
21	Mike Burns		2	1	1	50,00%	8	7	53,33%	20,25	45,72
22	Keifer Durham		2	1	1	50,00%	8	6	57,14%	20,38	45,69
23	Kevin Jinkensen		1	0	1	0,00%	2	5	28,57%	16,50	45,06
24	Bruce Hulme		2	1	1	50,00%	7	8	46,67%	21,14	43,89
25	Bill Anderson		2	1	1	50,00%	6	9	40,00%	21,00	43,79
26	Brian MacKenzie		1	0	1	0,00%	1	5	16,67%	17,00	43,19
27	Gavin Nicoll		1	0	1	0,00%	1	5	16,67%	17,00	43,19
28	Donny Joe		2	1	1	50,00%	6	9	40,00%	21,50	42,99
29	Jason Yoder		2	1	1	50,00%	8	8	50,00%	22,25	42,36
30	Paul Camarote		2	1	1	50,00%	5	9	35,71%	21,80	42,31
31	Paul Burns		2	1	1	50,00%	5	8	38,46%	22,00	42,15
32	Jim Newman		2	1	1	50,00%	5	7	41,67%	22,80	41,16
33	Pat Gallagher		2	1	1	50,00%	6	7	46,15%	23,50	40,45
34	Ken McCowan		2	1	1	50,00%	5	7	41,67%	23,80	39,84
35	Brian Sweeney		1	0	1	0,00%	3	5	37,50%	19,33	39,12
36	Michael Semeriglia		2	1	1	50,00%	5	7	41,67%	24,60	38,85
37	Richard Frattaroli		1	0	1	0,00%	4	5	44,44%	20,25	37,78
38	TJ DeArmas		1	0	1	0,00%	2	5	28,57%	20,00	37,43
39	John Holland		1	0	1	0,00%	3	5	37,50%	20,33	37,28
40	Aidan Houghton		1	0	1	0,00%	1	5	16,67%	20,00	36,83
41	Jeff Marinucci		1	0	1	0,00%	2	5	28,57%	21,50	34,92
42	Gene Walts		1	0	1	0,00%	4	5	44,44%	22,25	34,58
43	Mitch Cabot		1	0	1	0,00%	4	5	44,44%	22,50	34,22
44	Jason Cossifos		1	0	1	0,00%	3	5	37,50%	22,33	34,11
45	Mike Self		1	0	1	0,00%	3	5	37,50%	22,33	34,11
46	Benny Amodei		1	0	1	0,00%	2	5	28,57%	22,50	33,43
47	Neal Vanderwall		1	0	1	0,00%	2	5	28,57%	22,50	33,43
48	Joe Craig		1	0	1	0,00%	3	5	37,50%	23,00	33,18
49	Pat Hewitt		1	0	1	0,00%	3	5	37,50%	23,00	33,18
50	Ray Ruelan		1	0	1	0,00%	2	5	28,57%	23,00	32,73
51	Gary Yourman		1	0	1	0,00%	0	5	0,00%	-	32,67
52	Mike Bowers		1	0	1	0,00%	0	5	0,00%	-	32,57
53	Sean Pastor		1	0	1	0,00%	1	5	16,67%	23,00	32,14
54	Elmer Kempt		1	0	1	0,00%	3	5	37,50%	25,00	30,68
55	Chris Friel		1	0	1	0,00%	3	5	37,50%	25,33	30,30
56	Andy McMaster		1	0	1	0,00%	2	5	28,57%	25,00	30,23
57	Brenda Roush		1	0	1	0,00%	2	5	28,57%	25,00	30,23
58	Russ Lyzak		1	0	1	0,00%	2	5	28,57%	25,00	30,23
59	Troy Colen		1	0	1	0,00%	2	5	28,57%	25,00	30,23
60	Jamison Merritt		1	0	1	0,00%	0	5	0,00%	-	28,41
61	Christopher Davis Sr.		1	0	1	0,00%	0	5	0,00%	-	26,73
62	John van Horn		1	0	1	0,00%	0	5	0,00%	-	26,68
63	Jeff Brozena		1	0	1	0,00%	0	5	0,00%	-	25,77
64	Nick Sciarra		1	0	1	0,00%	2	5	28,57%	30,00	25,43