



































































































2018 Challenge Tour 18 (10th November)

	Player		Matches	Won	Lost	%	Legs Won	Legs Lost	%	Darts per leg won	Rating
1	Jonathan Worsley		7	7	0	100,00%	35	13	72,92%	15,63	64,72
2	Cody Harris		7	6	1	85,71%	32	15	68,09%	15,13	63,86
3	Cameron Menzies		5	4	1	80,00%	24	10	70,59%	15,71	61,36
4	Robert Smith		4	3	1	75,00%	17	14	54,84%	15,24	61,25
5	Nathan Aspinall		6	5	1	83,33%	26	15	63,41%	16,19	60,14
6	Darren Beveridge		6	5	1	83,33%	29	18	61,70%	16,17	60,11
7	David Evans		5	4	1	80,00%	22	14	61,11%	16,09	59,80
8	Matthew Dennant		3	2	1	66,67%	14	8	63,64%	15,50	59,63
9	Mick Todd		5	4	1	80,00%	23	10	69,70%	16,35	59,53
10	Matt Clark		4	3	1	75,00%	16	14	53,33%	16,13	58,57
11	Jason Cullen		2	1	1	50,00%	6	6	50,00%	14,83	58,54
12	Jason Wilson		4	3	1	75,00%	18	13	58,06%	16,28	58,39
13	Richie Corner		4	3	1	75,00%	17	9	65,38%	16,59	57,92
14	Stuart Kellett		3	2	1	66,67%	14	8	63,64%	16,14	57,78
15	Andy Boulton		3	2	1	66,67%	12	6	66,67%	16,25	57,64
16	Michael Barnard		4	3	1	75,00%	24	13	64,86%	16,75	57,48
17	Marko Kantele		3	2	1	66,67%	11	11	50,00%	16,09	57,25
18	Robert Rickwood		4	3	1	75,00%	16	6	72,73%	17,00	57,24
19	Patrick Lynskey		5	4	1	80,00%	20	17	54,05%	17,00	57,06
20	Antony Darlow		2	1	1	50,00%	9	9	50,00%	15,44	56,62
21	Anthony Brown		3	2	1	66,67%	16	11	59,26%	16,50	56,60
22	Simon Preston		3	2	1	66,67%	13	9	59,09%	16,54	56,49
23	Arjan Konterman		3	2	1	66,67%	10	10	50,00%	16,40	56,40
24	Ryan Palmer		3	2	1	66,67%	14	10	58,33%	16,64	56,18
25	Wes Newton		3	2	1	66,67%	11	11	50,00%	16,64	55,78
26	Nathan Derry		2	1	1	50,00%	7	8	46,67%	15,71	55,65
27	Daniel Ayres		2	1	1	50,00%	7	7	50,00%	16,00	55,00
28	Adam Huckvale		2	1	1	50,00%	8	7	53,33%	16,13	54,82
29	Boris Koltsov		2	1	1	50,00%	6	6	50,00%	16,17	54,54
30	Andy Jenkins		3	2	1	66,67%	12	9	57,14%	17,42	54,20
31	Reece Robinson		3	2	1	66,67%	18	8	69,23%	17,72	54,09
32	George Gardner		4	3	1	75,00%	16	14	53,33%	18,00	53,92
33	Yordi Meeuwisse		2	1	1	50,00%	7	9	43,75%	16,29	53,90
34	Dave Prins		3	2	1	66,67%	13	13	50,00%	17,54	53,55
35	Peter Mitchell		2	1	1	50,00%	9	7	56,25%	16,67	53,51
36	Kelvin Self		3	2	1	66,67%	14	12	53,85%	17,71	53,34
37	Ted Evetts		2	1	1	50,00%	8	7	53,33%	16,75	53,15
38	Tom Gregory		2	1	1	50,00%	7	7	50,00%	16,71	53,08
39	Mark Forman		4	3	1	75,00%	17	11	60,71%	18,59	53,02
40	Jon Jukes		1	0	1	0,00%	2	5	28,57%	14,00	52,86
41	Jack Main		3	2	1	66,67%	11	9	55,00%	18,18	52,35
42	David Edwards		1	0	1	0,00%	1	5	16,67%	14,00	52,26
43	John Bowles		1	0	1	0,00%	1	5	16,67%	14,00	52,26
44	Simon Tate		2	1	1	50,00%	9	5	64,29%	17,33	52,25
45	Wilco Vermeulen		2	1	1	50,00%	7	7	50,00%	17,14	52,00
46	Chas Barstow		1	0	1	0,00%	4	5	44,44%	14,50	51,88
47	Ben Burton		3	2	1	66,67%	10	12	45,45%	18,20	51,83
48	Jack Todd		2	1	1	50,00%	8	5	61,54%	17,50	51,72
49	Michael Rasztoivts		2	1	1	50,00%	8	7	53,33%	17,50	51,31
50	Nick Fullwell		2	1	1	50,00%	9	9	50,00%	17,44	51,27
51	Colin Osborne		2	1	1	50,00%	7	8	46,67%	17,43	51,14
52	Gary Blackwood		2	1	1	50,00%	7	8	46,67%	17,43	51,14
53	Rachel Brooks		1	0	1	0,00%	3	5	37,50%	14,67	50,97
54	Billy Gallie		3	2	1	66,67%	12	12	50,00%	18,83	50,73
55	Ian Withers		2	1	1	50,00%	5	6	45,45%	17,60	50,68
56	Lee Evans		2	1	1	50,00%	9	8	52,94%	17,78	50,65
57	Sean Ryan		2	1	1	50,00%	6	6	50,00%	17,83	50,37
58	Kevin Garcia		1	0	1	0,00%	3	5	37,50%	15,00	49,88
59	Jimmy McKirdy		2	1	1	50,00%	8	9	47,06%	18,00	49,85
60	Jamie Hughes		1	0	1	0,00%	4	5	44,44%	15,25	49,44
61	Christopher Bent		1	0	1	0,00%	2	5	28,57%	15,00	49,43
62	Kevin Edwards		1	0	1	0,00%	2	5	28,57%	15,00	49,43
63	David Pallett		2	1	1	50,00%	5	6	45,45%	18,40	48,90
64	Ashley Holgate		1	0	1	0,00%	1	5	16,67%	15,00	48,83
65	Matt Padgett		1	0	1	0,00%	1	5	16,67%	15,00	48,83
66	Paul McCrevey		1	0	1	0,00%	1	5	16,67%	15,00	48,83
67	Robert Adnams		1	0	1	0,00%	3	5	37,50%	15,33	48,83
68	Ian Jones		2	1	1	50,00%	5	8	38,46%	18,40	48,55
69	Evander Stevenson		2	1	1	50,00%	8	6	57,14%	18,88	48,50
70	Nathan Treadgold		2	1	1	50,00%	5	5	50,00%	19,00	47,89
71	John Davey		1	0	1	0,00%	2	5	28,57%	15,50	47,88
72	Lewis Pride		1	0	1	0,00%	2	5	28,57%	15,50	47,88
73	Christoff Van de Wal		1	0	1	0,00%	3	5	37,50%	15,67	47,83
74	Jim Walker		2	1	1	50,00%	7	9	43,75%	19,14	47,30
75	Barrie Bates		1	0	1	0,00%	4	5	44,44%	16,00	47,22
76	Jonathan Hewitt		2	1	1	50,00%	5	7	41,67%	19,20	47,08
77	Trevor Burkhill		2	1	1	50,00%	7	8	46,67%	19,57	46,62
78	John Brown		1	0	1	0,00%	4	5	44,44%	16,25	46,53
79	Carlo van Peer		1	0	1	0,00%	2	5	28,57%	16,00	46,43
80	Dennis Nilsson		1	0	1	0,00%	2	5	28,57%	16,00	46,43
81	Michael McCloskey		1	0	1	0,00%	2	5	28,57%	16,00	46,43
82	Rhys Griffin		1	0	1	0,00%	4	5	44,44%	16,50	45,86
83	Adrian Gray		2	1	1	50,00%	6	7	46,15%	20,17	45,51
84	Brett Claydon		1	0	1	0,00%	4	5	44,44%	16,75	45,21
85	Mike De Decker		1	0	1	0,00%	4	5	44,44%	16,75	45,21
86	Lee Budgen		1	0	1	0,00%	3	5	37,50%	16,67	45,08
87	Curtis Hammond		1	0	1	0,00%	2	5	28,57%	16,50	45,06
88	Stephen Gallimore		1	0	1	0,00%	2	5	28,57%	16,50	45,06
89	Paul Jenkinson		2	1	1	50,00%	7	7	50,00%	20,71	44,76
90	Aaron Beene		1	0	1	0,00%	3	5	37,50%	17,00	44,23
91	Andrew Poynton		2	1	1	50,00%	7	9	43,75%	21,00	43,97
92	Fabian Freitag		2	1	1	50,00%	6	6	50,00%	21,50	43,49
93	Michael Gillet		1	0	1	0,00%	3	5	37,50%	17,33	43,41
94	Gavin James		1	0	1	0,00%	4	5	44,44%	17,50	43,37
95	Eddie Lovley		1	0	1	0,00%	1	5	16,67%	17,00	43,19
96	Ian Lever		1	0	1	0,00%	1	5	16,67%	17,00	43,19
97	Mark Lawrence		1	0	1	0,00%	1	5	16,67%	17,00	43,19
98	Philip Borthwick		1								