






























































2018 Challenge Tour 20 (11th November)

| | <i>Player</i> | | <i>Matches</i> | <i>Won</i> | <i>Lost</i> | <i>%</i> | <i>Legs Won</i> | <i>Legs Lost</i> | <i>%</i> | <i>Darts per leg won</i> | <i>Rating</i> |
|----|-----------------------|---|----------------|------------|-------------|----------|-----------------|------------------|----------|--------------------------|-------------------|
| 1 | Ted Evetts |  | 6 | 6 | 0 | 100,00% | 35 | 21 | 62,50% | 15,51 | 64,53 |
| 2 | David Evans |  | 6 | 5 | 1 | 83,33% | 34 | 14 | 70,83% | 15,88 | 61,38 |
| 3 | Darren Beveridge |  | 5 | 4 | 1 | 80,00% | 26 | 19 | 57,78% | 16,19 | 59,35 |
| 4 | Andy Boulton |  | 4 | 3 | 1 | 75,00% | 23 | 12 | 65,71% | 16,17 | 59,05 |
| 5 | Matthew Dennant |  | 3 | 2 | 1 | 66,67% | 18 | 8 | 69,23% | 15,89 | 58,78 |
| 6 | Nick Fullwell |  | 4 | 3 | 1 | 75,00% | 19 | 12 | 61,29% | 16,37 | 58,30 |
| 7 | Rhys Griffin |  | 3 | 2 | 1 | 66,67% | 18 | 10 | 64,29% | 16,00 | 58,21 |
| 8 | Diogo Portela |  | 3 | 2 | 1 | 66,67% | 18 | 11 | 62,07% | 16,06 | 57,95 |
| 9 | Michael Barnard |  | 4 | 3 | 1 | 75,00% | 22 | 14 | 61,11% | 16,77 | 57,23 |
| 10 | Boris Koltsov |  | 2 | 1 | 1 | 50,00% | 13 | 12 | 52,00% | 15,38 | 56,90 |
| 11 | Christopher Bent |  | 4 | 3 | 1 | 75,00% | 24 | 15 | 61,54% | 16,96 | 56,78 |
| 12 | Simon Preston |  | 2 | 1 | 1 | 50,00% | 12 | 10 | 54,55% | 15,58 | 56,43 |
| 13 | Michael Rasztoivts |  | 3 | 2 | 1 | 66,67% | 19 | 9 | 67,86% | 16,74 | 56,41 |
| 14 | Ryan Murray |  | 3 | 2 | 1 | 66,67% | 17 | 9 | 65,38% | 16,88 | 55,92 |
| 15 | Eddie Lovely |  | 2 | 1 | 1 | 50,00% | 14 | 6 | 70,00% | 16,07 | 55,80 |
| 16 | Dave Ladley |  | 2 | 1 | 1 | 50,00% | 11 | 8 | 57,89% | 16,18 | 54,89 |
| 17 | Jason Cullen |  | 2 | 1 | 1 | 50,00% | 8 | 9 | 47,06% | 16,00 | 54,85 |
| 18 | Barry Lynn |  | 5 | 4 | 1 | 80,00% | 25 | 20 | 55,56% | 18,12 | 54,51 |
| 19 | Jason Wilson |  | 3 | 2 | 1 | 66,67% | 19 | 12 | 61,29% | 17,42 | 54,39 |
| 20 | Nathan Aspinall |  | 2 | 1 | 1 | 50,00% | 12 | 9 | 57,14% | 16,50 | 53,99 |
| 21 | Robert Rickwood |  | 2 | 1 | 1 | 50,00% | 10 | 7 | 58,82% | 16,70 | 53,55 |
| 22 | Lee Evans |  | 2 | 1 | 1 | 50,00% | 13 | 7 | 65,00% | 17,08 | 52,91 |
| 23 | Stuart Kellett |  | 1 | 0 | 1 | 0,00% | 2 | 5 | 28,57% | 14,00 | 52,86 |
| 24 | Arjan Konterman |  | 2 | 1 | 1 | 50,00% | 11 | 11 | 50,00% | 16,82 | 52,81 |
| 25 | Adam Huckvale |  | 1 | 0 | 1 | 0,00% | 1 | 5 | 16,67% | 14,00 | 52,26 |
| 26 | Jarred Cole |  | 2 | 1 | 1 | 50,00% | 14 | 8 | 63,64% | 17,43 | 51,99 |
| 27 | Yordi Meeuwisse |  | 2 | 1 | 1 | 50,00% | 5 | 7 | 41,67% | 17,00 | 51,94 |
| 28 | Jamie Hughes |  | 1 | 0 | 1 | 0,00% | 5 | 5 | 50,00% | 14,60 | 51,82 |
| 29 | Colin Littlecott |  | 3 | 2 | 1 | 66,67% | 16 | 12 | 57,14% | 18,50 | 51,78 |
| 30 | Richie Corner |  | 1 | 0 | 1 | 0,00% | 2 | 5 | 28,57% | 14,50 | 51,08 |
| 31 | Cameron Menzies |  | 2 | 1 | 1 | 50,00% | 13 | 8 | 61,90% | 18,00 | 50,60 |
| 32 | Aaron Beene |  | 2 | 1 | 1 | 50,00% | 13 | 13 | 50,00% | 18,23 | 49,49 |
| 33 | Wes Newton |  | 2 | 1 | 1 | 50,00% | 11 | 11 | 50,00% | 18,36 | 49,21 |
| 34 | Marko Kantele |  | 1 | 0 | 1 | 0,00% | 7 | 6 | 53,85% | 15,57 | 48,93 |
| 35 | Mick Todd |  | 1 | 0 | 1 | 0,00% | 4 | 5 | 44,44% | 15,50 | 48,67 |
| 36 | Christoff Van de Wal |  | 3 | 2 | 1 | 66,67% | 17 | 11 | 60,71% | 20,35 | 48,41 |
| 37 | Justin Smith |  | 1 | 0 | 1 | 0,00% | 8 | 5 | 61,54% | 16,00 | 48,08 |
| 38 | John Davey |  | 1 | 0 | 1 | 0,00% | 2 | 5 | 28,57% | 15,50 | 47,88 |
| 39 | Matt Clark |  | 1 | 0 | 1 | 0,00% | 5 | 7 | 41,67% | 15,80 | 47,65 |
| 40 | Robert Smith |  | 1 | 0 | 1 | 0,00% | 3 | 5 | 37,50% | 16,00 | 46,88 |
| 41 | Daniel Ayres |  | 1 | 0 | 1 | 0,00% | 2 | 5 | 28,57% | 16,00 | 46,43 |
| 42 | Fabian Freitag |  | 1 | 0 | 1 | 0,00% | 2 | 5 | 28,57% | 16,00 | 46,43 |
| 43 | Kevin Dowling |  | 2 | 1 | 1 | 50,00% | 12 | 7 | 63,16% | 20,17 | 46,36 |
| 44 | Dennis Nilsson |  | 1 | 0 | 1 | 0,00% | 6 | 8 | 42,86% | 16,33 | 46,22 |
| 45 | Mark Frost |  | 2 | 1 | 1 | 50,00% | 14 | 13 | 51,85% | 19,93 | 46,22 |
| 46 | Martin Atkins (Wigan) |  | 1 | 0 | 1 | 0,00% | 4 | 5 | 44,44% | 16,50 | 45,86 |
| 47 | Paul Jenkinson |  | 1 | 0 | 1 | 0,00% | 1 | 5 | 16,67% | 16,00 | 45,83 |
| 48 | Aaron Stevens |  | 1 | 0 | 1 | 0,00% | 1 | 5 | 16,67% | 16,00 | 45,83 |
| 49 | Lee Budgen |  | 1 | 0 | 1 | 0,00% | 4 | 5 | 44,44% | 16,75 | 45,21 |
| 50 | Darren Place |  | 1 | 0 | 1 | 0,00% | 6 | 9 | 40,00% | 16,67 | 45,20 |
| 51 | Dave Prins |  | 1 | 0 | 1 | 0,00% | 7 | 6 | 53,85% | 17,00 | 45,05 |
| 52 | Dennis Smith |  | 1 | 0 | 1 | 0,00% | 8 | 9 | 47,06% | 17,00 | 44,71 |
| 53 | Simon Tate |  | 1 | 0 | 1 | 0,00% | 5 | 5 | 50,00% | 17,20 | 44,36 |
| 54 | Steve Brown |  | 1 | 0 | 1 | 0,00% | 3 | 5 | 37,50% | 17,00 | 44,23 |
| 55 | George Gardner |  | 1 | 0 | 1 | 0,00% | 5 | 9 | 35,71% | 17,00 | 44,14 |
| 56 | Kevin Garcia |  | 1 | 0 | 1 | 0,00% | 6 | 8 | 42,86% | 17,17 | 44,08 |
| 57 | Paul Holloway |  | 1 | 0 | 1 | 0,00% | 4 | 5 | 44,44% | 17,25 | 43,96 |
| 58 | Antony Darlow |  | 1 | 0 | 1 | 0,00% | 7 | 5 | 58,33% | 17,57 | 43,89 |
| 59 | Jim Moston |  | 1 | 0 | 1 | 0,00% | 2 | 5 | 28,57% | 17,00 | 43,78 |
| 60 | Barrie Bates |  | 1 | 0 | 1 | 0,00% | 9 | 6 | 60,00% | 17,67 | 43,75 |
| 61 | Cody Harris |  | 1 | 0 | 1 | 0,00% | 8 | 6 | 57,14% | 17,63 | 43,71 |
| 62 | Rees Hall | | 1 | 0 | 1 | 0,00% | 6 | 6 | 50,00% | 17,67 | 43,25 |
| 63 | Peter Mitchell | | 1 | 0 | 1 | 0,00% | 8 | 6 | 57,14% | 17,88 | 43,14 |
| 64 | Coni Singh Nagi | | 1 | 0 | 1 | 0,00% | 6 | 7 | 46,15% | 17,67 | 43,06 |
| 65 | Ben Burton | | 1 | 0 | 1 | 0,00% | 6 | 9 | 40,00% | 17,67 | 42,75 |
| 66 | Jim Walker | | 1 | 0 | 1 | 0,00% | 7 | 6 | 53,85% | 18,00 | 42,69 |
| 67 | Stephen Gallimore | | 1 | 0 | 1 | 0,00% | 8 | 9 | 47,06% | 17,88 | 42,63 |
| 68 | Brett Claydon | | 1 | 0 | 1 | 0,00% | 2 | 5 | 28,57% | 17,50 | 42,57 |
| 69 | Carlo van Peer | | 1 | 0 | 1 | 0,00% | 2 | 5 | 28,57% | 17,50 | 42,57 |
| 70 | Lewis Pride | | 1 | 0 | 1 | 0,00% | 2 | 5 | 28,57% | 17,50 | 42,57 |
| 71 | Mike De Decker | | 1 | 0 | 1 | 0,00% | 2 | 5 | 28,57% | 17,50 | 42,57 |
| 72 | Colin Osborne | | 1 | 0 | 1 | 0,00% | 8 | 6 | 57,14% | 18,38 | 42,04 |
| 73 | Billy Gallie | | 1 | 0 | 1 | 0,00% | 3 | 5 | 37,50% | 18,00 | 41,88 |
| 74 | Ian Lever | | 1 | 0 | 1 | 0,00% | 3 | 5 | 37,50% | 18,00 | 41,88 |
| 75 | Kelvin Self | | 1 | 0 | 1 | 0,00% | 4 | 5 | 44,44% | 18,25 | 41,67 |
| 76 | Max Baulcomb | | 1 | 0 | 1 | 0,00% | 4 | 5 | 44,44% | 18,25 | 41,67 |
| 77 | Stuart Stubbs | | 1 | 0 | 1 | 0,00% | 3 | 5 | 37,50% | 18,33 | 41,15 |
| 78 | Patrick Lynskey | | 1 | 0 | 1 | 0,00% | 4 | 5 | 44,44% | 18,50 | 41,14 |
| 79 | Curtis Hammond | | 1 | 0 | 1 | 0,00% | 9 | 5 | 64,29% | 19,00 | 41,11 |
| 80 | John Brown | | 1 | 0 | 1 | 0,00% | 1 | 5 | 16,67% | 18,00 | 40,83 |
| 81 | Sean Ryan | | 1 | 0 | 1 | 0,00% | 1 | 5 | 16,67% | 18,00 | 40,83 |
| 82 | Tom Gregory | | 1 | 0 | 1 | 0,00% | 1 | 5 | 16,67% | 18,00 | 40,83 |
| 83 | Matt Padgett | | 1 | 0 | 1 | 0,00% | 6 | 9 | 40,00% | 18,67 | 40,57 |
| 84 | Berry van Peer | | 1 | 0 | 1 | 0,00% | 9 | 7 | 56,25% | 19,11 | 40,49 |
| 85 | Anthony Brown | | 1 | 0 | 1 | 0,00% | 3 | 5 | 37,50% | 18,67 | 40,45 |
| 86 | James Hubbard | | 1 | 0 | 1 | 0,00% | 3 | 5 | 37,50% | 18,67 | 40,45 |
| 87 | Chas Barstow | | 1 | 0 | 1 | 0,00% | 2 | 5 | 28,57% | 18,50 | 40,35 |
| 88 | Kevin Edwards | | 1 | 0 | 1 | 0,00% | 0 | 5 | 0,00% | - | 40,14 |
| 89 | Adrian Gray | | 1 | 0 | 1 | 0,00% | 4 | 5 | 44,44% | 19,00 | 40,12 |
| 90 | Ashley Holgate | | 1 | 0 | 1 | 0,00% | 4 | 5 | 44,44% | 19,00 | 40,12 |
| 91 | Thomas Lovely | | 1 | 0 | 1 | 0,00% | 4 | 5 | 44,44% | 19,00 | 40,12 |
| 92 | Gary Blackwood | | 1 | 0 | 1 | 0,00% | 4 | 5 | 44,44% | 19,25 | 39,62 |
| 93 | Jonathan Worsley | | 1 | 0 | 1 | 0,00% | 7 | 5 | 58,33% | 19,86 | 39,18 |
| 94 | Philip Borthwick | | 1 | 0 | 1 | 0,00% | 7 | 5 | 58,33% | 19,86 | 39,18 |
| 95 | Paul McCrevey | | 1 | 0 | 1 | 0,00% | 9 | 9 | 50,00% | 19,78 | 38,90 |
| 96 | Harry Ward | | 1 | 0 | 1 | 0,00% | 1 | 5 | 16,67% | 19,00 | 38,73 |
| 97 | Jonathan Hewitt | | 1 | 0 | 1 | 0,00% | 3 | 5 | 37,50% | 19,67 | 38,49</ |