
















































2018 Dutch Darts Masters (11th - 13th May)

| Player | | Matches | Won | Lost | % | Legs Won | Legs Lost | % | Darts per leg won | Rating | |
|--------|----------------------|---|-----|------|---|----------|-----------|----|-------------------|--------|-------|
| 1 | Michael van Gerwen |  | 5 | 5 | 0 | 100,00% | 33 | 17 | 66,00% | 15,55 | 64,62 |
| 2 | Stephen Bunting |  | 3 | 2 | 1 | 66,67% | 20 | 10 | 66,67% | 14,80 | 61,98 |
| 3 | Peter Wright |  | 3 | 2 | 1 | 66,67% | 17 | 13 | 56,67% | 14,82 | 61,40 |
| 4 | Daryl Gurney |  | 4 | 3 | 1 | 75,00% | 24 | 15 | 61,54% | 15,33 | 61,28 |
| 5 | Jamie Lewis |  | 1 | 0 | 1 | 0,00% | 1 | 6 | 14,29% | 12,00 | 60,71 |
| 6 | Kyle Anderson |  | 3 | 2 | 1 | 66,67% | 20 | 17 | 54,05% | 15,35 | 59,61 |
| 7 | Steve Lennon |  | 5 | 4 | 1 | 80,00% | 30 | 24 | 55,56% | 16,10 | 59,50 |
| 8 | Mensur Suljovic |  | 3 | 2 | 1 | 66,67% | 15 | 14 | 51,72% | 15,40 | 59,34 |
| 9 | Joe Cullen |  | 1 | 0 | 1 | 0,00% | 3 | 6 | 33,33% | 12,67 | 58,51 |
| 10 | Kim Huybrechts |  | 4 | 3 | 1 | 75,00% | 23 | 19 | 54,76% | 16,35 | 58,03 |
| 11 | Simon Whitlock |  | 2 | 1 | 1 | 50,00% | 9 | 10 | 47,37% | 15,00 | 57,87 |
| 12 | Gerwyn Price |  | 2 | 1 | 1 | 50,00% | 9 | 11 | 45,00% | 15,00 | 57,75 |
| 13 | Mervyn King |  | 2 | 1 | 1 | 50,00% | 8 | 10 | 44,44% | 15,50 | 56,17 |
| 14 | Darren Webster |  | 2 | 1 | 1 | 50,00% | 10 | 10 | 50,00% | 15,70 | 55,86 |
| 15 | Christian Kist |  | 1 | 0 | 1 | 0,00% | 3 | 6 | 33,33% | 13,33 | 55,67 |
| 16 | Ian White |  | 1 | 0 | 1 | 0,00% | 3 | 6 | 33,33% | 13,33 | 55,67 |
| 17 | James Richardson |  | 2 | 1 | 1 | 50,00% | 17 | 13 | 56,67% | 16,00 | 55,33 |
| 18 | Krzysztof Ratajski |  | 2 | 1 | 1 | 50,00% | 15 | 10 | 60,00% | 16,13 | 55,13 |
| 19 | Cameron Menzies |  | 2 | 1 | 1 | 50,00% | 17 | 11 | 60,71% | 16,47 | 54,25 |
| 20 | Jermaine Wattimena |  | 2 | 1 | 1 | 50,00% | 17 | 12 | 58,62% | 16,53 | 53,99 |
| 21 | John Henderson |  | 1 | 0 | 1 | 0,00% | 3 | 6 | 33,33% | 14,33 | 51,90 |
| 22 | James Wilson |  | 1 | 0 | 1 | 0,00% | 10 | 8 | 55,56% | 14,70 | 51,76 |
| 23 | Cristo Reyes |  | 1 | 0 | 1 | 0,00% | 10 | 9 | 52,63% | 14,70 | 51,61 |
| 24 | Jeffrey de Graaf |  | 1 | 0 | 1 | 0,00% | 5 | 6 | 45,45% | 14,60 | 51,59 |
| 25 | James Wade |  | 1 | 0 | 1 | 0,00% | 3 | 6 | 33,33% | 14,67 | 50,76 |
| 26 | Jan Dekker |  | 1 | 0 | 1 | 0,00% | 10 | 10 | 50,00% | 15,20 | 49,87 |
| 27 | Wayne Jones |  | 1 | 0 | 1 | 0,00% | 8 | 7 | 53,33% | 15,38 | 49,50 |
| 28 | Terry Jenkins |  | 1 | 0 | 1 | 0,00% | 6 | 8 | 42,86% | 15,33 | 49,10 |
| 29 | Jason Cullen |  | 1 | 0 | 1 | 0,00% | 4 | 6 | 40,00% | 15,50 | 48,45 |
| 30 | Rowby-John Rodriguez |  | 1 | 0 | 1 | 0,00% | 5 | 6 | 45,45% | 15,80 | 47,84 |
| 31 | Adrian Lewis |  | 1 | 0 | 1 | 0,00% | 4 | 6 | 40,00% | 15,75 | 47,71 |
| 32 | Jelle Klaasen |  | 1 | 0 | 1 | 0,00% | 2 | 6 | 25,00% | 15,50 | 47,70 |
| 33 | Ryan Joyce |  | 1 | 0 | 1 | 0,00% | 10 | 11 | 47,62% | 15,90 | 47,66 |
| 34 | Dragutin Horvat |  | 1 | 0 | 1 | 0,00% | 11 | 11 | 50,00% | 16,09 | 47,25 |
| 35 | Antonio Alcinas |  | 1 | 0 | 1 | 0,00% | 5 | 6 | 45,45% | 16,20 | 46,72 |
| 36 | Josh Payne |  | 1 | 0 | 1 | 0,00% | 11 | 11 | 50,00% | 16,36 | 46,50 |
| 37 | Ricky Evans |  | 1 | 0 | 1 | 0,00% | 2 | 6 | 25,00% | 16,00 | 46,25 |
| 38 | Tobias Müller |  | 1 | 0 | 1 | 0,00% | 1 | 6 | 14,29% | 16,00 | 45,71 |
| 39 | Jonny Clayton |  | 1 | 0 | 1 | 0,00% | 5 | 6 | 45,45% | 16,60 | 45,65 |
| 40 | Johan Engström |  | 1 | 0 | 1 | 0,00% | 2 | 6 | 25,00% | 16,50 | 44,89 |
| 41 | Michael Smith |  | 1 | 0 | 1 | 0,00% | 0 | 6 | 0,00% | - | 44,57 |
| 42 | Dave Chisnall |  | 1 | 0 | 1 | 0,00% | 4 | 6 | 40,00% | 17,00 | 44,35 |
| 43 | Adam Huckvale |  | 1 | 0 | 1 | 0,00% | 3 | 6 | 33,33% | 17,00 | 44,02 |
| 44 | Steve Beaton |  | 1 | 0 | 1 | 0,00% | 10 | 11 | 47,62% | 17,30 | 44,00 |
| 45 | Michael Rosenauer |  | 1 | 0 | 1 | 0,00% | 5 | 6 | 45,45% | 17,60 | 43,18 |
| 46 | Mike de Decker |  | 1 | 0 | 1 | 0,00% | 2 | 6 | 25,00% | 18,00 | 41,25 |
| 47 | Kevin Münch |  | 1 | 0 | 1 | 0,00% | 1 | 6 | 14,29% | 18,00 | 40,71 |

For 1st round winners, matches won only counts from the 2nd round, but the whole performance is counted