


















































2018 Players Championship 11 (19th May)

	Player		Matches	Won	Lost	%	Legs Won	Legs Lost	%	Darts per leg won	Rating
1	Gary Anderson		7	7	0	100,00%	42	28	60,00%	14,52	67,57
2	Ricky Evans		5	4	1	80,00%	25	13	65,79%	14,48	65,01
3	Peter Wright		5	4	1	80,00%	28	13	68,29%	14,68	64,47
4	Darren Webster		6	5	1	83,33%	35	18	66,04%	14,83	64,36
5	Paul Nicholson		4	3	1	75,00%	23	15	60,53%	14,52	63,86
6	Brendan Dolan		5	4	1	80,00%	29	18	61,70%	14,79	63,76
7	Michael Smith		5	4	1	80,00%	28	15	65,12%	15,18	62,69
8	Adrian Lewis		5	4	1	80,00%	29	16	64,44%	15,17	62,68
9	Gabriel Clemens		7	6	1	85,71%	41	29	58,57%	15,37	62,64
10	Simon Whitlock		3	2	1	66,67%	15	13	53,57%	14,87	61,11
11	Danny Noppert		4	3	1	75,00%	20	12	62,50%	15,45	60,98
12	Daryl Gurney		4	3	1	75,00%	21	12	63,64%	15,52	60,81
13	Dave Chisnall		4	3	1	75,00%	19	17	52,78%	15,37	60,74
14	Steve Lennon		3	2	1	66,67%	16	12	57,14%	15,06	60,66
15	Ritchie Edhouse		2	1	1	50,00%	9	7	56,25%	14,44	60,16
16	Simon Stevenson		3	2	1	66,67%	14	14	50,00%	15,14	60,05
17	Gerwyn Price		3	2	1	66,67%	17	12	58,62%	15,29	60,01
18	Ryan Joyce		4	3	1	75,00%	21	14	60,00%	15,81	59,79
19	Benito van de Pas		4	3	1	75,00%	18	18	50,00%	15,89	59,06
20	Vincent van der Voort		3	2	1	66,67%	16	13	55,17%	15,63	58,84
21	Peter Hudson		2	1	1	50,00%	11	9	55,00%	14,91	58,54
22	Alan Norris		2	1	1	50,00%	10	7	58,82%	15,00	58,44
23	John Henderson		3	2	1	66,67%	17	14	54,84%	15,82	58,24
24	Nathan Aspinall		3	2	1	66,67%	16	12	57,14%	15,88	58,21
25	Stephen Burton		3	2	1	66,67%	13	15	46,43%	15,69	58,20
26	Ross Smith		3	2	1	66,67%	13	15	46,43%	15,77	57,98
27	James Wilson		3	2	1	66,67%	16	15	51,61%	15,88	57,93
28	Adam Hunt		4	3	1	75,00%	19	16	54,29%	16,42	57,81
29	Dimitri van den Bergh		2	1	1	50,00%	8	10	44,44%	15,00	57,72
30	Peter Jacques		2	1	1	50,00%	10	10	50,00%	15,10	57,68
31	Mervyn King		2	1	1	50,00%	11	8	57,89%	15,27	57,54
32	Michael Barnard		4	3	1	75,00%	21	17	55,26%	16,57	57,46
33	Ian White		2	1	1	50,00%	11	9	55,00%	15,36	57,11
34	Michael Mansell		3	2	1	66,67%	14	14	50,00%	16,14	57,10
35	Jelle Klaasen		2	1	1	50,00%	10	10	50,00%	15,30	57,06
36	Dennis Nilsson		1	0	1	0,00%	3	6	33,33%	13,00	57,05
37	Chris Dobey		2	1	1	50,00%	10	8	55,56%	15,40	57,03
38	Steve Beaton		2	1	1	50,00%	9	9	50,00%	15,44	56,62
39	Gary Eastwood		2	1	1	50,00%	9	7	56,25%	15,56	56,60
40	Steve Hine		2	1	1	50,00%	7	9	43,75%	15,43	56,35
41	Richie Burnett		3	2	1	66,67%	15	15	50,00%	16,47	56,22
42	Jermaine Wattimena		3	2	1	66,67%	13	14	48,15%	16,46	56,15
43	Jamie Bain		1	0	1	0,00%	1	6	14,29%	13,00	56,10
44	Mark Webster		1	0	1	0,00%	1	6	14,29%	13,00	56,10
45	Mensur Suljovic		2	1	1	50,00%	9	11	45,00%	15,56	56,04
46	Jason Lowe		2	1	1	50,00%	10	11	47,62%	15,60	56,03
47	Christian Kist		3	2	1	66,67%	16	13	55,17%	16,69	55,90
48	James Richardson		2	1	1	50,00%	10	8	55,56%	15,80	55,85
49	Martin Schindler		2	1	1	50,00%	11	8	57,89%	15,91	55,65
50	Stephen Bunting		2	1	1	50,00%	11	7	61,11%	16,00	55,56
51	Jeffrey de Zwaan		3	2	1	66,67%	12	10	54,55%	16,83	55,50
52	Wayne Jones		2	1	1	50,00%	9	8	52,94%	15,89	55,46
53	Kevin Painter		2	1	1	50,00%	11	11	50,00%	15,91	55,26
54	Davy van Baelen		3	2	1	66,67%	14	16	46,67%	16,79	55,23
55	Matthew Edgar		2	1	1	50,00%	10	8	55,56%	16,10	55,00
56	Joe Cullen		2	1	1	50,00%	7	10	41,18%	15,86	54,96
57	Justin Pipe		2	1	1	50,00%	11	10	52,38%	16,09	54,86
58	Jan Dekker		2	1	1	50,00%	8	7	53,33%	16,13	54,82
59	William O'Connor		1	0	1	0,00%	2	6	25,00%	13,50	54,58
60	Keegan Brown		2	1	1	50,00%	7	10	41,18%	16,00	54,56
61	Vincent Kamphuis		2	1	1	50,00%	9	10	47,37%	16,11	54,56
62	Mark Wilson		1	0	1	0,00%	3	6	33,33%	13,67	54,35
63	Alan Tabern		2	1	1	50,00%	7	9	43,75%	16,14	54,29
64	Zoran Lerchbacher		2	1	1	50,00%	10	10	50,00%	16,30	54,17
65	James Wade		1	0	1	0,00%	5	6	45,45%	14,00	53,70
66	Joe Murnan		1	0	1	0,00%	5	6	45,45%	14,00	53,70
67	Ryan Harrington		2	1	1	50,00%	8	11	42,11%	16,50	53,24
68	Jamie Lewis		1	0	1	0,00%	3	6	33,33%	14,00	53,10
69	Tony Newell		2	1	1	50,00%	10	9	52,63%	16,80	52,99
70	Cristo Reyes		1	0	1	0,00%	5	6	45,45%	14,40	52,27
71	Luke Woodhouse		1	0	1	0,00%	1	6	14,29%	14,00	52,14
72	Terry Jenkins		1	0	1	0,00%	1	6	14,29%	14,00	52,14
73	Ryan Searle		1	0	1	0,00%	3	6	33,33%	14,33	51,90
74	Luke Humphries		1	0	1	0,00%	5	6	45,45%	14,60	51,59
75	Bradley Brooks		2	1	1	50,00%	10	10	50,00%	17,50	51,14
76	Robert Marijanovic		2	1	1	50,00%	9	9	50,00%	17,67	50,75
77	Lee Bryant		2	1	1	50,00%	9	7	56,25%	18,00	50,31
78	Kevin Burness		1	0	1	0,00%	5	6	45,45%	15,20	49,64
79	Darren Johnson		1	0	1	0,00%	2	6	25,00%	15,00	49,25
80	Jason Cullen		1	0	1	0,00%	4	6	40,00%	15,25	49,21
81	Tytus Kanik		1	0	1	0,00%	4	6	40,00%	15,25	49,21
82	Kirk Shepherd		1	0	1	0,00%	5	6	45,45%	15,40	49,03
83	Mario Robbe		1	0	1	0,00%	5	6	45,45%	15,40	49,03
84	Devon Petersen		1	0	1	0,00%	3	6	33,33%	15,33	48,62
85	Rowby-John Rodriguez		1	0	1	0,00%	3	6	33,33%	15,33	48,62
86	Ted Evtets		1	0	1	0,00%	4	6	40,00%	15,75	47,71
87	Antonio Alcinas		1	0	1	0,00%	3	6	33,33%	15,67	47,62
88	Dirk van Duijvenbode		1	0	1	0,00%	3	6	33,33%	15,67	47,62
89	Jamie Caven		1	0	1	0,00%	3	6	33,33%	15,67	47,62
90	Jonny Clayton		1	0	1	0,00%	5	6	45,45%	16,00	47,27
91	Sven Groen		1	0	1	0,00%	4	6	40,00%	16,00	47,00
92	Arron Monk		1	0	1	0,00%	4	6	40,00%	16,25	46,31
93	Cody Harris		1	0	1	0,00%	4	6	40,00%	16,25	46,31
94	Simon Preston		1	0	1	0,00%	4	6	40,00%	16,25	46,31
95	Kim Huybrechts		1	0	1	0,00%	2	6	25,00%	16,00	46,25
96	Steve West		1	0	1	0,00%	3	6	33,33%	16,33	45,75
97	Ryan Meikle		1	0	1	0,00%	1	6	14,29%	16,00	45,71
98	Dawson Murschell		1	0	1	0,00%	4	6	40,00%	16,50	45,64
99	Josh Payne		1	0	1	0,00%	4	6	40,00%	16,50	45,64
100	Ron Meulenkamp		1	0							