


















































2018 Players Championship 13 (16th June)

	Player	Matches	Won	Lost	%	Legs Won	Legs Lost	%	Darts per leg won	Rating	
1	Rob Cross		7	7	0	100,00%	42	24	63,64%	14,90	66,49
2	Jermaine Wattimena		6	5	1	83,33%	35	16	68,63%	14,26	66,43
3	Ian White		7	6	1	85,71%	40	25	61,54%	14,68	65,00
4	Stephen Bunting		6	5	1	83,33%	31	19	62,00%	14,94	63,81
5	Dirk van Duijvenbode		5	4	1	80,00%	27	25	51,92%	14,81	63,20
6	Jonny Clayton		5	4	1	80,00%	29	18	61,70%	15,17	62,54
7	Vincent van der Voort		4	3	1	75,00%	23	15	60,53%	15,04	62,14
8	Ron Meulenkamp		3	2	1	66,67%	17	10	62,96%	14,88	61,53
9	John Henderson		4	3	1	75,00%	23	17	57,50%	15,30	61,17
10	Robert Owen		4	3	1	75,00%	22	15	59,46%	15,36	61,09
11	Peter Jacques		5	4	1	80,00%	27	22	55,10%	15,56	61,04
12	Martin Schindler		4	3	1	75,00%	20	13	60,61%	15,45	60,88
13	Joe Cullen		4	3	1	75,00%	19	19	50,00%	15,32	60,76
14	Mark Webster		4	3	1	75,00%	23	16	58,97%	15,48	60,72
15	Ricky Evans		5	4	1	80,00%	26	21	55,32%	15,69	60,65
16	James Wilson		4	3	1	75,00%	20	16	55,56%	15,50	60,48
17	Kyle Anderson		4	3	1	75,00%	23	18	56,10%	15,65	60,05
18	Gabriel Clemens		3	2	1	66,67%	15	14	51,72%	15,20	59,95
19	Jeffrey de Zwaan		2	1	1	50,00%	11	10	52,38%	14,45	59,93
20	Jeffrey de Graaf		3	2	1	66,67%	16	15	51,61%	15,31	59,60
21	Steve Lennon		3	2	1	66,67%	16	10	61,54%	15,50	59,53
22	Ross Smith		2	1	1	50,00%	11	11	50,00%	14,55	59,50
23	Mensur Suljovic		3	2	1	66,67%	13	12	52,00%	15,46	59,17
24	Darren Webster		2	1	1	50,00%	11	7	61,11%	14,91	58,85
25	Peter Wright		1	0	1	0,00%	5	6	45,45%	12,80	58,52
26	Chris Quantock		3	2	1	66,67%	15	9	62,50%	15,87	58,50
27	Danny Noppert		3	2	1	66,67%	15	12	55,56%	16,00	57,78
28	Terry Jenkins		3	2	1	66,67%	17	14	54,84%	16,00	57,74
29	Mervyn King		3	2	1	66,67%	17	11	60,71%	16,12	57,71
30	Rowby-John Rodriguez		2	1	1	50,00%	9	10	47,37%	15,11	57,52
31	Gary Eastwood		2	1	1	50,00%	10	9	52,63%	15,20	57,50
32	Madaras Razma		2	1	1	50,00%	9	6	60,00%	15,44	57,12
33	Antonio Alcinas		2	1	1	50,00%	11	8	57,89%	15,45	56,98
34	Michael Barnard		3	2	1	66,67%	14	11	56,00%	16,36	56,82
35	Ryan Joyce		3	2	1	66,67%	17	11	60,71%	16,47	56,75
36	Steve West		3	2	1	66,67%	15	14	51,72%	16,40	56,49
37	Simon Whitlock		3	2	1	66,67%	12	11	52,17%	16,42	56,47
38	Jimmy Hendriks		2	1	1	50,00%	10	8	55,56%	15,60	56,43
39	Robert Thornton		2	1	1	50,00%	10	9	52,63%	15,60	56,29
40	Daryl Gurney		2	1	1	50,00%	9	10	47,37%	15,56	56,15
41	Stephen Burton		2	1	1	50,00%	9	10	47,37%	15,56	56,15
42	William O'Connor		2	1	1	50,00%	9	8	52,94%	15,67	56,10
43	Michael Smith		1	0	1	0,00%	1	6	14,29%	13,00	56,10
44	Scott Taylor		1	0	1	0,00%	1	6	14,29%	13,00	56,10
45	Dennis Nilsson		2	1	1	50,00%	9	9	50,00%	15,67	55,96
46	James Richardson		2	1	1	50,00%	8	7	53,33%	15,75	55,88
47	Diogo Portela		2	1	1	50,00%	10	10	50,00%	15,70	55,86
48	Michael Mansell		3	2	1	66,67%	15	16	48,39%	16,67	55,62
49	Max Hopp		2	1	1	50,00%	8	9	47,06%	15,75	55,57
50	Brendan Dolan		2	1	1	50,00%	11	9	55,00%	15,91	55,51
51	Cristo Reyes		2	1	1	50,00%	8	11	42,11%	15,75	55,32
52	Paul Nicholson		1	0	1	0,00%	5	6	45,45%	13,60	55,21
53	Jason Cullen		2	1	1	50,00%	10	11	47,62%	15,90	55,16
54	Steve Beaton		2	1	1	50,00%	8	11	42,11%	15,88	54,96
55	Davy van Baelen		2	1	1	50,00%	11	11	50,00%	16,09	54,75
56	Alan Norris		2	1	1	50,00%	8	8	50,00%	16,13	54,65
57	Simon Preston		1	0	1	0,00%	5	6	45,45%	13,80	54,45
58	Simon Stevenson		1	0	1	0,00%	3	6	33,33%	13,67	54,35
59	James Wade		2	1	1	50,00%	10	11	47,62%	16,20	54,33
60	Mark Wilson		3	2	1	66,67%	13	11	54,17%	17,31	54,31
61	Jelle Klaasen		2	1	1	50,00%	8	11	42,11%	16,13	54,26
62	Ritchie Edhouse		2	1	1	50,00%	11	9	55,00%	16,55	53,77
63	Luke Humphries		2	1	1	50,00%	6	7	46,15%	16,50	53,44
64	Mark Dudbridge		1	0	1	0,00%	3	6	33,33%	14,00	53,10
65	Darren Johnson		2	1	1	50,00%	9	10	47,37%	16,67	53,07
66	Eddie Dootson		2	1	1	50,00%	9	10	47,37%	16,67	53,07
67	Jason Lowe		1	0	1	0,00%	5	6	45,45%	14,40	52,27
68	Lee Bryant		1	0	1	0,00%	5	6	45,45%	14,40	52,27
69	Scott Darbyshire		2	1	1	50,00%	9	10	47,37%	17,00	52,22
70	Jamie Bain		1	0	1	0,00%	1	6	14,29%	14,00	52,14
71	Kevin Painter		3	2	1	66,67%	15	13	53,57%	18,33	51,95
72	Ross Twell		2	1	1	50,00%	10	8	55,56%	17,50	51,42
73	Justin Pipe		1	0	1	0,00%	2	6	25,00%	14,50	50,91
74	Ronnie Baxter		1	0	1	0,00%	3	6	33,33%	14,67	50,76
75	Wayne Jones		1	0	1	0,00%	4	6	40,00%	15,00	50,00
76	Adam Hunt		1	0	1	0,00%	3	6	33,33%	15,00	49,67
77	John Davey		1	0	1	0,00%	3	6	33,33%	15,00	49,67
78	Andrew Gilding		1	0	1	0,00%	2	6	25,00%	15,00	49,25
79	Mario Robbe		1	0	1	0,00%	2	6	25,00%	15,00	49,25
80	Prakash Jiwa		1	0	1	0,00%	2	6	25,00%	15,00	49,25
81	Ronny Huybrechts		1	0	1	0,00%	2	6	25,00%	15,00	49,25
82	Ryan Harrington		1	0	1	0,00%	5	6	45,45%	15,40	49,03
83	Benito van de Pas		2	1	1	50,00%	9	11	45,00%	18,33	49,02
84	Richard North		2	1	1	50,00%	7	11	38,89%	18,29	48,82
85	Kevin Burness		1	0	1	0,00%	1	6	14,29%	15,00	48,71
86	Adam Huckvale		1	0	1	0,00%	3	6	33,33%	15,33	48,62
87	Paul Rowley		1	0	1	0,00%	3	6	33,33%	15,33	48,62
88	Josh Payne		1	0	1	0,00%	4	6	40,00%	15,50	48,45
89	Arron Monk		1	0	1	0,00%	5	6	45,45%	15,60	48,43
90	John Goldie		1	0	1	0,00%	5	6	45,45%	15,60	48,43
91	Alan Tabern		1	0	1	0,00%	5	6	45,45%	15,80	47,84
92	Jan Dekker		1	0	1	0,00%	4	6	40,00%	15,75	47,71
93	Nathan Aspinall		1	0	1	0,00%	4	6	40,00%	15,75	47,71
94	Ryan Meikle		1	0	1	0,00%	4	6	40,00%	15,75	47,71
95	Kirk Shepherd		1	0	1	0,00%	2	6	25,00%	15,50	47,70
96	Martin Atkins (Wigan)		1	0	1	0,00%	2	6	25,00%	15,50	47,70
97	Tony Newell		1	0	1	0,00%	3	6	33,33%	15,67	47,62
98	Dave Chisnall		1	0	1	0,00%	5	6	45,45%	16,00	47,27
99	Tytus Kanik		1	0	1	0,00%	4	6	40,00%	16,00	47,00
100	Jamie Lewis		1	0	1	0,00%	5	6	45,45%	16,40	46,18
101	Yordi Mee										