



































































































2018 Players Championship 14 (17th June)

	Player		Matches	Won	Lost	%	Legs Won	Legs Lost	%	Darts per leg won	Rating
1	Rob Cross		7	6	1	85,71%	40	21	65,57%	14,40	66,14
2	Peter Wright		7	7	0	100,00%	42	19	68,85%	15,33	65,40
3	Michael Smith		6	5	1	83,33%	32	22	59,26%	14,75	64,28
4	Jermaine Wattimena		6	5	1	83,33%	35	17	67,31%	15,37	62,71
5	Dave Chisnall		5	4	1	80,00%	28	20	58,33%	15,25	62,13
6	Dirk van Duijvenbode		4	3	1	75,00%	23	17	57,50%	15,00	62,13
7	Dimitri Van den Bergh		5	4	1	80,00%	28	22	56,00%	15,32	61,79
8	Jonny Clayton		4	3	1	75,00%	23	14	62,16%	15,52	60,74
9	Simon Whitlock		5	4	1	80,00%	25	22	53,19%	15,76	60,34
10	Danny Noppert		4	3	1	75,00%	22	20	52,38%	15,50	60,32
11	Antonio Alcinas		4	3	1	75,00%	20	16	55,56%	15,60	60,18
12	John Henderson		3	2	1	66,67%	16	11	59,26%	15,25	60,18
13	Max Hopp		4	3	1	75,00%	20	18	52,63%	15,60	60,04
14	Jan Dekker		3	2	1	66,67%	15	12	55,56%	15,27	59,94
15	Jeffrey de Graaf		3	2	1	66,67%	14	9	60,87%	15,36	59,93
16	Mensur Suljovic		2	1	1	50,00%	9	8	52,94%	14,56	59,61
17	Ross Smith		3	2	1	66,67%	14	12	53,85%	15,36	59,58
18	Jamie Lewis		4	3	1	75,00%	22	12	64,71%	16,14	59,11
19	Peter Hudson		3	2	1	66,67%	16	14	53,33%	15,56	58,93
20	Nathan Aspinall		4	3	1	75,00%	22	16	57,89%	16,18	58,64
21	Daryl Gurney		3	2	1	66,67%	15	11	57,69%	15,80	58,45
22	Steve Lennon		2	1	1	50,00%	8	7	53,33%	15,00	58,17
23	Michael Mansell		3	2	1	66,67%	17	15	53,13%	15,82	58,16
24	Martin Schindler		3	2	1	66,67%	15	13	53,57%	15,87	58,06
25	Josh Payne		3	2	1	66,67%	13	11	54,17%	15,92	57,93
26	Jason Lowe		2	1	1	50,00%	10	8	55,56%	15,20	57,65
27	Darren Webster		2	1	1	50,00%	9	7	56,25%	15,22	57,61
28	Luke Woodhouse		3	2	1	66,67%	17	15	53,13%	16,12	57,33
29	Ian White		3	2	1	66,67%	17	8	68,00%	16,47	57,11
30	Gabriel Clemens		1	0	1	0,00%	3	6	33,33%	13,00	57,05
31	Zoran Lerchbacher		3	2	1	66,67%	15	14	51,72%	16,20	57,03
32	Michael Barnard		2	1	1	50,00%	8	10	44,44%	15,25	56,94
33	Madaras Razma		2	1	1	50,00%	9	8	52,94%	15,44	56,77
34	Ryan Meikle		4	3	1	75,00%	21	17	55,26%	16,95	56,49
35	Richard North		2	1	1	50,00%	11	8	57,89%	15,64	56,44
36	Adam Hunt		5	4	1	80,00%	26	19	57,78%	17,42	56,21
37	Yordi Meeuwisse		2	1	1	50,00%	10	8	55,56%	15,70	56,14
38	Peter Jacques		1	0	1	0,00%	1	6	14,29%	13,00	56,10
39	Chris Dobey		2	1	1	50,00%	10	11	47,62%	15,60	56,03
40	Adrian Lewis		2	1	1	50,00%	8	8	50,00%	15,75	55,71
41	Matthew Edgar		2	1	1	50,00%	8	8	50,00%	15,75	55,71
42	Vincent van der Voort		2	1	1	50,00%	9	9	50,00%	15,78	55,63
43	Bradley Brooks		2	1	1	50,00%	10	10	50,00%	15,80	55,57
44	Chris Quantock		3	2	1	66,67%	16	14	53,33%	16,81	55,49
45	George Killington		3	2	1	66,67%	13	14	48,15%	16,77	55,34
46	Darren Johnson		2	1	1	50,00%	9	7	56,25%	16,00	55,31
47	Steve Hine		3	2	1	66,67%	13	13	50,00%	16,85	55,24
48	James Richardson		3	2	1	66,67%	17	14	54,84%	17,00	55,09
49	Alan Norris		2	1	1	50,00%	10	11	47,62%	16,00	54,88
50	Kyle Anderson		2	1	1	50,00%	11	10	52,38%	16,09	54,86
51	Ted Evtets		2	1	1	50,00%	11	10	52,38%	16,09	54,86
52	Brendan Dolan		1	0	1	0,00%	2	6	25,00%	13,50	54,58
53	Mark Dudbridge		1	0	1	0,00%	2	6	25,00%	13,50	54,58
54	Paul Nicholson		1	0	1	0,00%	5	6	45,45%	13,80	54,45
55	Mervyn King		2	1	1	50,00%	9	11	45,00%	16,11	54,44
56	Tony Newell		2	1	1	50,00%	10	11	47,62%	16,20	54,33
57	Steve West		2	1	1	50,00%	11	7	61,11%	16,45	54,31
58	Kim Huybrechts		2	1	1	50,00%	10	9	52,63%	16,30	54,30
59	Cristo Reyes		2	1	1	50,00%	9	10	47,37%	16,33	53,95
60	Robert Marijanovic		2	1	1	50,00%	8	7	53,33%	16,50	53,80
61	Mark Webster		2	1	1	50,00%	7	8	46,67%	16,43	53,66
62	William O'Connor		1	0	1	0,00%	4	6	40,00%	14,00	53,43
63	Davy Van Baelen		2	1	1	50,00%	8	6	57,14%	16,75	53,34
64	Ron Meulenkamp		1	0	1	0,00%	5	6	45,45%	14,20	52,98
65	Rowby-John Rodriguez		2	1	1	50,00%	8	11	42,11%	16,63	52,91
66	Tytus Kanik		2	1	1	50,00%	11	9	55,00%	16,91	52,83
67	Ronny Huybrechts		1	0	1	0,00%	2	6	25,00%	14,00	52,68
68	Benito van de Pas		2	1	1	50,00%	8	8	50,00%	16,88	52,67
69	James Wilson		1	0	1	0,00%	3	6	33,33%	14,33	51,90
70	Jelle Klaasen		2	1	1	50,00%	10	9	52,63%	17,40	51,51
71	Paul Rowley		1	0	1	0,00%	5	6	45,45%	14,80	50,92
72	Jamie Caven		1	0	1	0,00%	2	6	25,00%	14,50	50,91
73	Terry Temple		1	0	1	0,00%	2	6	25,00%	14,50	50,91
74	Mario Robbe		1	0	1	0,00%	4	6	40,00%	14,75	50,81
75	Dawson Murschell		2	1	1	50,00%	8	11	42,11%	17,63	50,46
76	Wayne Jones		1	0	1	0,00%	5	6	45,45%	15,00	50,27
77	Gary Eastwood		1	0	1	0,00%	4	6	40,00%	15,00	50,00
78	Keegan Brown		2	1	1	50,00%	9	8	52,94%	18,11	49,90
79	Prakash Jiwa		2	1	1	50,00%	11	11	50,00%	18,27	49,40
80	John Goldie		1	0	1	0,00%	2	6	25,00%	15,00	49,25
81	Joe Cullen		1	0	1	0,00%	5	6	45,45%	15,40	49,03
82	Stephen Burton		1	0	1	0,00%	5	6	45,45%	15,40	49,03
83	Ricky Evans		1	0	1	0,00%	3	6	33,33%	15,33	48,62
84	Sven Groen		1	0	1	0,00%	3	6	33,33%	15,33	48,62
85	Jason Cullen		1	0	1	0,00%	4	6	40,00%	15,50	48,45
86	Ronnie Baxter		1	0	1	0,00%	5	6	45,45%	15,80	47,84
87	Ritchie Edhouse		1	0	1	0,00%	4	6	40,00%	15,75	47,71
88	Mark Wilson		1	0	1	0,00%	5	6	45,45%	16,00	47,27
89	Dennis Nilsson		1	0	1	0,00%	4	6	40,00%	16,00	47,00
90	Joe Murnan		1	0	1	0,00%	4	6	40,00%	16,00	47,00
91	Robert Thornton		1	0	1	0,00%	5	6	45,45%	16,20	46,72
92	Ryan Harrington		1	0	1	0,00%	5	6	45,45%	16,20	46,72
93	Simon Stevenson		1	0	1	0,00%	4	6	40,00%	16,25	46,31
94	Jeffrey de Zwaan		1	0	1	0,00%	2	6	25,00%	16,00	46,25
95	Justin Pipe		1	0	1	0,00%	2	6	25,00%	16,00	46,25
96	Adam Huckvale		1	0	1	0,00%	5	6	45,45%	16,40	46,18
97	Diogo Portela		1	0	1	0,00%	3	6	33,33%	16,33	45,75
98	Lee Bryant		1	0	1	0,00%	1	6	14,29%	16,00	45,71
99	Scott Taylor		1	0	1	0,00%	5	6	45,45%	16,60	45,65
100	Robert Owen		1	0	1	0,00%	4	6	40,00%	16,75	44,99
101	Terry Jenkins		1	0	1	0,00%	4	6	40,00%	16,75	