


























































2018 Players Championship 15 (26th June)

	Player		Matches	Won	Lost	%	Legs Won	Legs Lost	%	Darts per leg won	Rating
1	James Wade		7	6	1	85,71%	38	23	62,30%	14,61	65,27
2	Mervyn King		7	7	0	100,00%	42	19	68,85%	15,52	64,82
3	Michael Smith		5	4	1	80,00%	27	18	60,00%	14,48	64,72
4	Josh Payne		3	2	1	66,67%	17	11	60,71%	14,18	63,82
5	Steve Beaton		6	5	1	83,33%	34	19	64,15%	15,15	63,24
6	Antonio Alcinas		2	1	1	50,00%	9	9	50,00%	13,67	62,68
7	John Henderson		4	3	1	75,00%	22	15	59,46%	14,91	62,52
8	Stephen Burton		4	3	1	75,00%	20	14	58,82%	14,90	62,51
9	Ian White		5	4	1	80,00%	28	13	68,29%	15,32	62,41
10	Mark Webster		6	5	1	83,33%	33	19	63,46%	15,48	62,17
11	Chris Dobey		4	3	1	75,00%	21	17	55,26%	15,14	61,56
12	Daryl Gurney		4	3	1	75,00%	23	11	67,65%	15,35	61,54
13	Prakash Jiwa		4	3	1	75,00%	21	17	55,26%	15,19	61,41
14	Adrian Lewis		3	2	1	66,67%	14	9	60,87%	14,93	61,27
15	Adam Hunt		4	3	1	75,00%	21	18	53,85%	15,43	60,61
16	Rob Cross		5	4	1	80,00%	27	23	54,00%	15,74	60,44
17	Robert Marijanovic		4	3	1	75,00%	21	15	58,33%	15,62	60,26
18	Stephen Bunting		4	3	1	75,00%	20	19	51,28%	15,85	59,24
19	Ross Smith		3	2	1	66,67%	17	12	58,62%	15,59	59,12
20	Dave Chisnall		2	1	1	50,00%	9	10	47,37%	14,67	58,96
21	Terry Jenkins		2	1	1	50,00%	10	8	55,56%	14,80	58,93
22	Martin Schindler		2	1	1	50,00%	10	9	52,63%	14,80	58,78
23	Keegan Brown		3	2	1	66,67%	16	10	61,54%	15,88	58,43
24	Jimmy Hendriks		2	1	1	50,00%	6	11	35,29%	14,67	58,36
25	Cameron Menzies		2	1	1	50,00%	10	8	55,56%	15,00	58,28
26	Peter Wright		3	2	1	66,67%	14	11	56,00%	15,93	58,00
27	Gabriel Clemens		3	2	1	66,67%	16	15	51,61%	15,88	57,93
28	Darren Webster		3	2	1	66,67%	13	14	48,15%	15,92	57,62
29	Michael Barnard		3	2	1	66,67%	14	13	51,85%	16,00	57,59
30	Paul Rowley		3	2	1	66,67%	16	13	55,17%	16,06	57,58
31	Steve Lennon		3	2	1	66,67%	12	14	46,15%	15,92	57,54
32	Jonny Clayton		3	2	1	66,67%	15	11	57,69%	16,13	57,51
33	Jeffrey de Graaf		3	2	1	66,67%	14	12	53,85%	16,07	57,49
34	Devon Petersen		3	2	1	66,67%	15	12	55,56%	16,20	57,22
35	Wayne Jones		1	0	1	0,00%	3	6	33,33%	13,00	57,05
36	Ted Evetts		2	1	1	50,00%	9	9	50,00%	15,56	56,29
37	Robert Thornton		2	1	1	50,00%	8	8	50,00%	15,63	56,08
38	Yordi Meeuwisse		3	2	1	66,67%	14	13	51,85%	16,57	56,04
39	Christian Kist		2	1	1	50,00%	10	9	52,63%	15,70	55,99
40	Justin Pipe		2	1	1	50,00%	11	8	57,89%	15,82	55,91
41	Jarred Cole		5	4	1	80,00%	28	22	56,00%	17,57	55,78
42	Kevin Burness		1	0	1	0,00%	3	6	33,33%	13,33	55,67
43	Paul Nicholson		2	1	1	50,00%	10	8	55,56%	16,00	55,28
44	Nathan Aspinall		2	1	1	50,00%	9	9	50,00%	16,00	55,00
45	Rowby-John Rodriguez		3	2	1	66,67%	15	16	48,39%	17,00	54,77
46	Cristo Reyes		2	1	1	50,00%	9	7	56,25%	16,22	54,70
47	Dirk van Duijvenbode		1	0	1	0,00%	2	6	25,00%	13,50	54,58
48	Joe Cullen		2	1	1	50,00%	9	10	47,37%	16,11	54,56
49	Robert Rickwood		2	1	1	50,00%	9	8	52,94%	16,33	54,23
50	Simon Whitlock		2	1	1	50,00%	11	9	55,00%	16,55	53,77
51	William O'Connor		2	1	1	50,00%	9	8	52,94%	16,56	53,64
52	Ronny Huybrechts		2	1	1	50,00%	8	9	47,06%	16,50	53,49
53	Steve West		2	1	1	50,00%	11	10	52,38%	16,64	53,40
54	Mark Wilson		2	1	1	50,00%	7	8	46,67%	16,57	53,28
55	Dimitri Van den Bergh		2	1	1	50,00%	10	11	47,62%	16,60	53,25
56	Ricky Evans		2	1	1	50,00%	8	11	42,11%	16,50	53,24
57	Brendan Dolan		2	1	1	50,00%	9	6	60,00%	16,89	53,13
58	James Richardson		1	0	1	0,00%	3	6	33,33%	14,00	53,10
59	Aden Kirk		2	1	1	50,00%	7	7	50,00%	16,71	53,08
60	David Pallett		2	1	1	50,00%	10	9	52,63%	16,80	52,99
61	Richard North		3	2	1	66,67%	12	9	57,14%	18,00	52,86
62	Matthew Edgar		2	1	1	50,00%	8	10	44,44%	16,75	52,71
63	Jason Cullen		1	0	1	0,00%	3	6	33,33%	14,33	51,90
64	Peter Jacques		2	1	1	50,00%	9	7	56,25%	17,33	51,85
65	Scott Darbyshire		1	0	1	0,00%	4	6	40,00%	14,50	51,66
66	Ross Twell		2	1	1	50,00%	11	11	50,00%	17,55	51,04
67	Jan Dekker		1	0	1	0,00%	2	6	25,00%	14,50	50,91
68	Simon Stevenson		1	0	1	0,00%	2	6	25,00%	14,50	50,91
69	Ryan Meikle		2	1	1	50,00%	8	10	44,44%	17,50	50,87
70	Kevin Painter		1	0	1	0,00%	4	6	40,00%	14,75	50,81
71	Alan Norris		1	0	1	0,00%	3	6	33,33%	14,67	50,76
72	Scott Taylor		2	1	1	50,00%	11	10	52,38%	17,73	50,73
73	Gerwyn Price		1	0	1	0,00%	5	6	45,45%	15,00	50,27
74	James Wilson		1	0	1	0,00%	5	6	45,45%	15,00	50,27
75	Jermaine Wattimena		1	0	1	0,00%	5	6	45,45%	15,00	50,27
76	Ronnie Baxter		2	1	1	50,00%	11	11	50,00%	17,91	50,20
77	Dave Prins		1	0	1	0,00%	3	6	33,33%	15,00	49,67
78	Max Hopp		1	0	1	0,00%	3	6	33,33%	15,00	49,67
79	Robert Owen		1	0	1	0,00%	2	6	25,00%	15,00	49,25
80	Kyle Anderson		1	0	1	0,00%	5	6	45,45%	15,40	49,03
81	Luke Woodhouse		1	0	1	0,00%	3	6	33,33%	15,33	48,62
82	Ryan Harrington		1	0	1	0,00%	3	6	33,33%	15,33	48,62
83	Davy Van Baelen		1	0	1	0,00%	5	6	45,45%	15,60	48,43
84	Benito van de Pas		2	1	1	50,00%	8	9	47,06%	18,88	48,00
85	Michael Mansell		1	0	1	0,00%	5	6	45,45%	15,80	47,84
86	Vincent van der Voort		1	0	1	0,00%	5	6	45,45%	15,80	47,84
87	Arron Monk		1	0	1	0,00%	4	6	40,00%	15,75	47,71
88	Adam Huckvale		1	0	1	0,00%	2	6	25,00%	15,50	47,70
89	Joe Murnan		1	0	1	0,00%	2	6	25,00%	15,50	47,70
90	Madaras Razma		1	0	1	0,00%	2	6	25,00%	15,50	47,70
91	Danny Noppert		1	0	1	0,00%	3	6	33,33%	15,67	47,62
92	Chris Quantock		1	0	1	0,00%	5	6	45,45%	16,00	47,27
93	Tytus Kanik		1	0	1	0,00%	4	6	40,00%	16,00	47,00
94	Ron Meulenkamp		1	0	1	0,00%	5	6	45,45%	16,20	46,72
95	Jamie Lewis		1	0	1	0,00%	3	6	33,33%	16,00	46,67
96	Jeffrey de Zwaan		1	0	1	0,00%	2	6	25,00%	16,00	46,25
97	Peter Hudson		1	0	1	0,00%	5	6	45,45%	16,40	46,18
98	Sven Groen		1	0	1	0,00%	5	6	45,45%	16,40	46,18
99	Kim Huybrechts		1	0	1	0,00%	1	6	14,29%	16,00	45,71
100	Ryan Joyce		1	0	1	0,00%	1	6	14,29%	16,00	45,71
101	Steve Hine										