


















































## 2018 Players Championship 19 (28th September)

	Player		Matches	Won	Lost	%	Legs Won	Legs Lost	%	Darts per leg won	Rating
1	Michael van Gerwen		5	4	1	80,00%	29	19	60,42%	13,83	67,09
2	Gary Anderson		4	3	1	75,00%	23	20	53,49%	14,17	64,72
3	Max Hopp		7	7	0	100,00%	42	20	67,74%	15,76	64,07
4	Vincent Kamphuis		1	0	1	0,00%	2	6	25,00%	11,50	63,86
5	Jeffrey de Zwaan		2	1	1	50,00%	11	8	57,89%	13,55	63,55
6	Andrew Gilding		6	5	1	83,33%	32	23	58,18%	15,06	63,21
7	Jermaine Wattimena		5	4	1	80,00%	29	16	64,44%	15,14	62,78
8	Kyle Anderson		3	2	1	66,67%	14	11	56,00%	14,43	62,70
9	Gerwyn Price		3	2	1	66,67%	15	9	62,50%	14,60	62,44
10	Simon Whitlock		3	2	1	66,67%	16	13	55,17%	14,56	62,20
11	Ted Evtets		2	1	1	50,00%	9	6	60,00%	14,00	61,93
12	James Wilson		6	5	1	83,33%	33	21	61,11%	15,70	61,42
13	Steve West		5	4	1	80,00%	28	14	66,67%	15,64	61,36
14	Madaras Razma		7	6	1	85,71%	39	27	59,09%	15,85	61,25
15	Ross Smith		4	3	1	75,00%	18	18	50,00%	15,17	61,22
16	Ian White		2	1	1	50,00%	8	6	57,14%	14,25	60,88
17	Adrian Lewis		5	4	1	80,00%	26	17	60,47%	15,73	60,79
18	Jamie Caven		1	0	1	0,00%	1	6	14,29%	12,00	60,71
19	Darren Webster		3	2	1	66,67%	14	11	56,00%	15,07	60,57
20	Steve Lennon		4	3	1	75,00%	22	19	53,66%	15,45	60,52
21	Jamie Hughes		4	3	1	75,00%	19	17	52,78%	15,47	60,42
22	Michael Barnard		3	2	1	66,67%	17	13	56,67%	15,18	60,28
23	Rob Cross		4	3	1	75,00%	22	12	64,71%	15,77	60,13
24	Jan Dekker		3	2	1	66,67%	17	11	60,71%	15,29	60,11
25	John Henderson		4	3	1	75,00%	22	20	52,38%	15,59	60,05
26	Simon Stevenson		4	3	1	75,00%	22	13	62,86%	15,77	60,04
27	Peter Wright		3	2	1	66,67%	16	9	64,00%	15,38	60,03
28	Ron Meulenkamp		3	2	1	66,67%	17	14	54,84%	15,24	60,00
29	Jeffrey de Graaf		3	2	1	66,67%	14	13	51,85%	15,29	59,70
30	Steve Beaton		3	2	1	66,67%	16	16	50,00%	15,50	58,95
31	Mickey Mansell		3	2	1	66,67%	16	12	57,14%	15,63	58,94
32	Mervyn King		1	0	1	0,00%	2	6	25,00%	12,50	58,85
33	Darren Johnson		2	1	1	50,00%	8	8	50,00%	14,75	58,81
34	Ronny Huybrechts		4	3	1	75,00%	23	14	62,16%	16,22	58,75
35	Benito van de Pas		2	1	1	50,00%	10	8	55,56%	14,90	58,60
36	Brendan Dolan		2	1	1	50,00%	9	8	52,94%	14,89	58,51
37	Ricky Evans		3	2	1	66,67%	14	11	56,00%	15,79	58,41
38	Arron Monk		2	1	1	50,00%	11	8	57,89%	15,00	58,39
39	Jonny Clayton		2	1	1	50,00%	7	11	38,89%	14,71	58,38
40	Scott Taylor		2	1	1	50,00%	6	6	50,00%	15,00	58,00
41	Nathan Aspinall		3	2	1	66,67%	17	13	56,67%	15,94	58,00
42	Ryan Harrington		3	2	1	66,67%	16	10	61,54%	16,13	57,73
43	Cameron Menzies		3	2	1	66,67%	16	12	57,14%	16,06	57,68
44	George Killington		2	1	1	50,00%	9	11	45,00%	15,11	57,40
45	Tytus Kanik		2	1	1	50,00%	7	9	43,75%	15,14	57,23
46	Jamie Lewis		1	0	1	0,00%	5	6	45,45%	13,20	56,82
47	James Richardson		2	1	1	50,00%	11	10	52,38%	15,45	56,71
48	Mensur Suljovic		2	1	1	50,00%	6	9	40,00%	15,50	55,95
49	Paul Nicholson		2	1	1	50,00%	8	9	47,06%	15,63	55,93
50	Jimmy Hendriks		3	2	1	66,67%	15	15	50,00%	16,60	55,87
51	Maik Langendorf		2	1	1	50,00%	11	7	61,11%	16,00	55,56
52	Adam Hunt		2	1	1	50,00%	10	11	47,62%	15,80	55,45
53	Chris Quantock		2	1	1	50,00%	7	8	46,67%	15,86	55,24
54	Mario Robbe		2	1	1	50,00%	8	7	53,33%	16,13	54,82
55	Dave Chisnall		2	1	1	50,00%	9	9	50,00%	16,11	54,69
56	Dawson Murschell		2	1	1	50,00%	7	9	43,75%	16,00	54,69
57	Alan Norris		1	0	1	0,00%	2	6	25,00%	13,50	54,58
58	Mark Webster		2	1	1	50,00%	11	11	50,00%	16,18	54,49
59	Jamie Bain		2	1	1	50,00%	10	8	55,56%	16,30	54,45
60	William O'Connor		1	0	1	0,00%	5	6	45,45%	13,80	54,45
61	Adam Huckvale		2	1	1	50,00%	7	11	38,89%	16,00	54,44
62	Cristo Reyes		2	1	1	50,00%	11	8	57,89%	16,45	54,15
63	Davy Van Baelen		2	1	1	50,00%	10	8	55,56%	16,50	53,91
64	Raymond van Barneveld		2	1	1	50,00%	11	11	50,00%	16,55	53,52
65	Joe Murnan		2	1	1	50,00%	9	9	50,00%	16,56	53,49
66	James Wade		1	0	1	0,00%	3	6	33,33%	14,00	53,10
67	Paul Rowley		1	0	1	0,00%	3	6	33,33%	14,00	53,10
68	Luke Humphries		1	0	1	0,00%	5	6	45,45%	14,20	52,98
69	Danny Noppert		2	1	1	50,00%	10	10	50,00%	16,80	52,86
70	Joe Cullen		2	1	1	50,00%	9	8	52,94%	16,89	52,78
71	Michael Smith		1	0	1	0,00%	2	6	25,00%	14,00	52,68
72	Alan Tabern		1	0	1	0,00%	1	6	14,29%	14,00	52,14
73	Steve Hine		1	0	1	0,00%	4	6	40,00%	14,50	51,66
74	Dirk van Duijvenbode		1	0	1	0,00%	5	6	45,45%	14,60	51,59
75	Peter Jacques		2	1	1	50,00%	10	11	47,62%	17,50	51,02
76	Gary Eastwood		1	0	1	0,00%	2	6	25,00%	14,50	50,91
77	Christian Kist		1	0	1	0,00%	4	6	40,00%	14,75	50,81
78	Krzysztof Ratajski		1	0	1	0,00%	3	6	33,33%	14,67	50,76
79	Ryan Joyce		1	0	1	0,00%	3	6	33,33%	14,67	50,76
80	Martin Schindler		1	0	1	0,00%	5	6	45,45%	15,00	50,27
81	Wayne Jones		1	0	1	0,00%	5	6	45,45%	15,00	50,27
82	Matthew Edgar		2	1	1	50,00%	8	11	42,11%	18,13	49,33
83	Josh Payne		1	0	1	0,00%	2	6	25,00%	15,00	49,25
84	Keegan Brown		1	0	1	0,00%	4	6	40,00%	15,25	49,21
85	Prakash Jiwa		1	0	1	0,00%	5	6	45,45%	15,40	49,03
86	Robert Thornton		1	0	1	0,00%	5	6	45,45%	15,40	49,03
87	Terry Jenkins		1	0	1	0,00%	5	6	45,45%	15,40	49,03
88	Richie Burnett		1	0	1	0,00%	3	6	33,33%	15,33	48,62
89	Robert Marjanovic		1	0	1	0,00%	3	6	33,33%	15,33	48,62
90	Terry Temple		1	0	1	0,00%	3	6	33,33%	15,33	48,62
91	Gabriel Clemens		1	0	1	0,00%	4	6	40,00%	15,50	48,45
92	Aden Kirk		2	1	1	50,00%	8	10	44,44%	18,75	48,12
93	Chris Dobey		1	0	1	0,00%	2	6	25,00%	15,50	47,70
94	Robert Owen		1	0	1	0,00%	3	6	33,33%	15,67	47,62
95	Stephen Burton		1	0	1	0,00%	3	6	33,33%	15,67	47,62
96	Lee Bryant		1	0	1	0,00%	3	6	33,33%	16,00	46,67
97	Stephen Bunting		1	0	1	0,00%	3	6	33,33%	16,00	46,67
98	Ryan Meikle		1	0	1	0,00%	2	6	25,00%	16,00	46,25
99	Daryl Gurney		1	0	1	0,00%	5	6	45,45%	16,40	46,18
100	Justin Pipe		1	0	1						