












































































2018 Players Championship 20 (29th September)

	Player		Matches	Won	Lost	%	Legs Won	Legs Lost	%	Darts per leg won	Rating
1	Steve Lennon		3	2	1	66,67%	13	12	52,00%	13,54	65,78
2	Danny Noppert		7	7	0	100,00%	42	22	65,63%	15,24	65,53
3	Brendan Dolan		3	2	1	66,67%	15	12	55,56%	14,00	64,21
4	Ian White		7	6	1	85,71%	40	19	67,80%	15,03	64,17
5	Daryl Gurney		2	1	1	50,00%	10	10	50,00%	13,50	63,33
6	Andrew Gilding		4	3	1	75,00%	23	9	71,88%	14,87	63,26
7	Michael Smith		3	2	1	66,67%	17	10	62,96%	14,47	62,90
8	Mensur Suljovic		5	4	1	80,00%	25	17	59,52%	15,04	62,85
9	Steve West		4	3	1	75,00%	22	15	59,46%	14,86	62,66
10	Robert Thornton		5	4	1	80,00%	29	18	61,70%	15,17	62,54
11	Rob Cross		6	5	1	83,33%	33	21	61,11%	15,42	62,24
12	Kim Huybrechts		5	4	1	80,00%	29	20	59,18%	15,28	62,09
13	Peter Jacques		2	1	1	50,00%	6	9	40,00%	14,00	60,93
14	Martin Schindler		3	2	1	66,67%	13	16	44,83%	14,85	60,74
15	Ricky Evans		4	3	1	75,00%	22	14	61,11%	15,64	60,35
16	Jeffrey de Zwaan		3	2	1	66,67%	14	12	53,85%	15,21	60,02
17	Darren Webster		2	1	1	50,00%	11	8	57,89%	14,55	59,89
18	Jermaine Wattimena		4	3	1	75,00%	23	15	60,53%	15,83	59,77
19	Adrian Lewis		4	3	1	75,00%	21	9	70,00%	16,05	59,62
20	Dave Chisnall		3	2	1	66,67%	15	9	62,50%	15,53	59,48
21	Keegan Brown		6	5	1	83,33%	33	26	55,93%	16,30	59,46
22	Jeffrey de Graaf		3	2	1	66,67%	16	11	59,26%	15,56	59,23
23	Paul Nicholson		3	2	1	66,67%	17	11	60,71%	15,59	59,22
24	Joe Cullen		4	3	1	75,00%	18	16	52,94%	15,89	59,21
25	Michael Barnard		4	3	1	75,00%	20	20	50,00%	16,05	58,61
26	Kyle Anderson		3	2	1	66,67%	14	8	63,64%	15,93	58,38
27	Chris Quantock		5	4	1	80,00%	27	20	57,45%	16,74	57,88
28	Ryan Meikle		2	1	1	50,00%	7	8	46,67%	15,00	57,83
29	Mickey Mansell		3	2	1	66,67%	16	15	51,61%	15,94	57,76
30	Michael van Gerwen		1	0	1	0,00%	5	6	45,45%	13,00	57,66
31	Mark Webster		3	2	1	66,67%	14	14	50,00%	16,07	57,30
32	Ryan Searle		2	1	1	50,00%	10	11	47,62%	15,20	57,25
33	Wayne Jones		3	2	1	66,67%	13	14	48,15%	16,15	56,98
34	Robert Owen		3	2	1	66,67%	16	13	55,17%	16,31	56,90
35	Davy Van Baelen		3	2	1	66,67%	15	14	51,72%	16,27	56,85
36	Matthew Edgar		3	2	1	66,67%	15	12	55,56%	16,40	56,68
37	Simon Whitlock		1	0	1	0,00%	2	6	25,00%	13,00	56,63
38	Mario Robbe		2	1	1	50,00%	10	9	52,63%	15,50	56,58
39	Ron Meulenkamp		4	3	1	75,00%	18	18	50,00%	16,83	56,52
40	Max Hopp		2	1	1	50,00%	9	8	52,94%	15,56	56,43
41	Peter Wright		2	1	1	50,00%	11	7	61,11%	15,73	56,34
42	Kevin Painter		2	1	1	50,00%	11	9	55,00%	15,82	55,77
43	Nathan Aspinall		2	1	1	50,00%	8	11	42,11%	15,63	55,69
44	Mervyn King		2	1	1	50,00%	10	6	62,50%	16,10	55,35
45	Krzysztof Ratajski		1	0	1	0,00%	4	6	40,00%	13,50	55,33
46	Stephen Bunting		2	1	1	50,00%	8	9	47,06%	15,88	55,21
47	Arron Monk		2	1	1	50,00%	11	8	57,89%	16,09	55,14
48	Maik Langendorf		2	1	1	50,00%	9	9	50,00%	16,00	55,00
49	Richard North		2	1	1	50,00%	10	10	50,00%	16,10	54,72
50	John Norman Jr.		2	1	1	50,00%	8	8	50,00%	16,13	54,65
51	James Wilson		2	1	1	50,00%	11	10	52,38%	16,18	54,61
52	Paul Rowley		2	1	1	50,00%	10	11	47,62%	16,10	54,60
53	Jan Dekker		1	0	1	0,00%	2	6	25,00%	13,50	54,58
54	Josh Payne		2	1	1	50,00%	9	9	50,00%	16,22	54,38
55	Tytus Kanik		1	0	1	0,00%	3	6	33,33%	13,67	54,35
56	Andy Boulton		2	1	1	50,00%	8	6	57,14%	16,38	54,33
57	Dawson Murschell		2	1	1	50,00%	11	7	61,11%	16,45	54,31
58	Cameron Menzies		2	1	1	50,00%	6	11	35,29%	16,00	54,26
59	James Wade		2	1	1	50,00%	11	11	50,00%	16,27	54,25
60	John Henderson		2	1	1	50,00%	10	11	47,62%	16,30	54,05
61	Tony Newell		2	1	1	50,00%	10	10	50,00%	16,40	53,90
62	Jamie Hughes		2	1	1	50,00%	6	8	42,86%	16,33	53,72
63	Terry Jenkins		2	1	1	50,00%	10	8	55,56%	16,70	53,39
64	Jelle Klaasen		2	1	1	50,00%	9	10	47,37%	16,56	53,36
65	Zoran Lerchbacher		2	1	1	50,00%	9	8	52,94%	16,78	53,06
66	Ronny Huybrechts		3	2	1	66,67%	15	11	57,69%	18,00	52,88
67	Mark Dudbridge		2	1	1	50,00%	8	9	47,06%	16,75	52,84
68	Ryan Harrington		1	0	1	0,00%	2	6	25,00%	14,00	52,68
69	Rowby-John Rodriguez		2	1	1	50,00%	8	11	42,11%	16,75	52,59
70	Alan Tabern		1	0	1	0,00%	4	6	40,00%	14,25	52,53
71	Benito van de Pas		1	0	1	0,00%	5	6	45,45%	14,40	52,27
72	James Richardson		1	0	1	0,00%	1	6	14,29%	14,00	52,14
73	Jamie Bain		1	0	1	0,00%	1	6	14,29%	14,00	52,14
74	Gerwyn Price		1	0	1	0,00%	3	6	33,33%	14,33	51,90
75	Toni Alcinas		1	0	1	0,00%	2	6	25,00%	14,50	50,91
76	George Killington		1	0	1	0,00%	4	6	40,00%	14,75	50,81
77	Madaras Razma		1	0	1	0,00%	4	6	40,00%	14,75	50,81
78	Jimmy Hendriks		1	0	1	0,00%	5	6	45,45%	15,20	49,64
79	Raymond van Barneveld		1	0	1	0,00%	5	6	45,45%	15,20	49,64
80	Darren Johnson		1	0	1	0,00%	4	6	40,00%	15,25	49,21
81	Ross Smith		1	0	1	0,00%	5	6	45,45%	15,40	49,03
82	Gabriel Clemens		1	0	1	0,00%	3	6	33,33%	15,33	48,62
83	Mick McGowan		2	1	1	50,00%	8	7	53,33%	18,75	48,57
84	Dirk van Duijvenbode		1	0	1	0,00%	4	6	40,00%	15,50	48,45
85	Steve Beaton		1	0	1	0,00%	5	6	45,45%	15,80	47,84
86	Peter Hudson		1	0	1	0,00%	4	6	40,00%	15,75	47,71
87	Adam Hunt		1	0	1	0,00%	2	6	25,00%	15,50	47,70
88	Ryan Joyce		1	0	1	0,00%	2	6	25,00%	15,50	47,70
89	Scott Taylor		1	0	1	0,00%	3	6	33,33%	15,67	47,62
90	Lee Bryant		1	0	1	0,00%	5	6	45,45%	16,00	47,27
91	Devon Petersen		1	0	1	0,00%	4	6	40,00%	16,00	47,00
92	William O'Connor		1	0	1	0,00%	4	6	40,00%	16,00	47,00
93	Jason Cullen		1	0	1	0,00%	3	6	33,33%	16,00	46,67
94	Luke Woodhouse		1	0	1	0,00%	3	6	33,33%	16,00	46,67
95	Jonny Clayton		1	0	1	0,00%	4	6	40,00%	16,25	46,31
96	Ritchie Edhouse		1	0	1	0,00%	4	6	40,00%	16,25	46,31
97	Kirk Shepherd		1	0	1	0,00%	2	6	25,00%	16,00	46,25
98	Robert Marjanovic		1	0	1	0,00%	5	6	45,45%	16,40	46,18
99	Steve Hine		1	0	1	0,00%	5	6	45,45%	16,40	46,18
100	Joe Murnan		1	0	1	0,00%	3	6	33,33%	16,33	45,75
101	Jim Brown										