


















































## 2018 Players Championship 21 (20th October)

|     | Player                |   | Matches | Won | Lost | %       | Legs Won | Legs Lost | %      | Darts per leg won | Rating |
|-----|-----------------------|---|---------|-----|------|---------|----------|-----------|--------|-------------------|--------|
| 1   | Gary Anderson         |    | 3       | 2   | 1    | 66,67%  | 17       | 11        | 60,71% | 13,35             | 66,96  |
| 2   | Krzysztof Ratajski    |    | 7       | 7   | 0    | 100,00% | 42       | 22        | 65,63% | 15,12             | 65,90  |
| 3   | Steve Beaton          |    | 6       | 5   | 1    | 83,33%  | 35       | 20        | 63,64% | 14,94             | 63,87  |
| 4   | Mensur Suljovic       |    | 5       | 4   | 1    | 80,00%  | 28       | 16        | 63,64% | 14,89             | 63,53  |
| 5   | Stephen Bunting       |    | 5       | 4   | 1    | 80,00%  | 26       | 18        | 59,09% | 14,88             | 63,33  |
| 6   | Michael Smith         |    | 4       | 3   | 1    | 75,00%  | 23       | 15        | 60,53% | 14,87             | 62,70  |
| 7   | Vincent van der Voort |    | 4       | 3   | 1    | 75,00%  | 19       | 17        | 52,78% | 14,79             | 62,57  |
| 8   | Chris Dobey           |    | 7       | 6   | 1    | 85,71%  | 38       | 30        | 55,88% | 15,50             | 62,10  |
| 9   | Jermaine Wattimena    |    | 3       | 2   | 1    | 66,67%  | 17       | 13        | 56,67% | 14,71             | 61,79  |
| 10  | Stephen Burton        |    | 4       | 3   | 1    | 75,00%  | 21       | 18        | 53,85% | 15,05             | 61,79  |
| 11  | Gabriel Clemens       |   | 3       | 2   | 1    | 66,67%  | 14       | 14        | 50,00% | 14,71             | 61,43  |
| 12  | Martin Schindler      |  | 6       | 5   | 1    | 83,33%  | 34       | 18        | 65,38% | 15,91             | 61,02  |
| 13  | Andrew Gilding        |  | 3       | 2   | 1    | 66,67%  | 16       | 13        | 55,17% | 14,94             | 60,96  |
| 14  | Darren Webster        |  | 3       | 2   | 1    | 66,67%  | 15       | 8         | 65,22% | 15,20             | 60,63  |
| 15  | Adam Hunt             |  | 4       | 3   | 1    | 75,00%  | 21       | 18        | 53,85% | 15,43             | 60,61  |
| 16  | Adrian Lewis          |  | 3       | 2   | 1    | 66,67%  | 17       | 13        | 56,67% | 15,12             | 60,46  |
| 17  | Ricky Evans           |  | 5       | 4   | 1    | 80,00%  | 29       | 21        | 58,00% | 15,86             | 60,29  |
| 18  | Cameron Menzies       |  | 4       | 3   | 1    | 75,00%  | 21       | 11        | 65,63% | 15,76             | 60,21  |
| 19  | William O'Connor      |  | 5       | 4   | 1    | 80,00%  | 28       | 20        | 58,33% | 15,93             | 60,12  |
| 20  | John Henderson        |  | 4       | 3   | 1    | 75,00%  | 23       | 19        | 54,76% | 15,61             | 60,12  |
| 21  | Jamie Hughes          |  | 2       | 1   | 1    | 50,00%  | 10       | 6         | 62,50% | 14,60             | 59,94  |
| 22  | Terry Jenkins         |  | 4       | 3   | 1    | 75,00%  | 20       | 14        | 58,82% | 15,80             | 59,76  |
| 23  | Ross Smith            |  | 2       | 1   | 1    | 50,00%  | 11       | 10        | 52,38% | 14,55             | 59,62  |
| 24  | Nathan Aspinall       |  | 3       | 2   | 1    | 66,67%  | 13       | 12        | 52,00% | 15,38             | 59,40  |
| 25  | Jeffrey de Zwaan      |  | 2       | 1   | 1    | 50,00%  | 9        | 11        | 45,00% | 14,56             | 59,22  |
| 26  | Bradley Brooks        |  | 2       | 1   | 1    | 50,00%  | 11       | 9         | 55,00% | 14,82             | 58,84  |
| 27  | Ian White             |  | 2       | 1   | 1    | 50,00%  | 9        | 7         | 56,25% | 14,89             | 58,67  |
| 28  | Simon Preston         |  | 3       | 2   | 1    | 66,67%  | 15       | 12        | 55,56% | 15,73             | 58,54  |
| 29  | Robert Owen           |  | 2       | 1   | 1    | 50,00%  | 9        | 6         | 60,00% | 15,00             | 58,50  |
| 30  | Mickey Mansell        |  | 2       | 1   | 1    | 50,00%  | 8        | 8         | 50,00% | 14,88             | 58,40  |
| 31  | Luke Humphries        |  | 2       | 1   | 1    | 50,00%  | 11       | 8         | 57,89% | 15,00             | 58,39  |
| 32  | Dimitri Van den Bergh |  | 4       | 3   | 1    | 75,00%  | 19       | 15        | 55,88% | 16,32             | 58,17  |
| 33  | Jan Dekker            |  | 2       | 1   | 1    | 50,00%  | 10       | 10        | 50,00% | 15,00             | 58,00  |
| 34  | Ryan Meikle           |  | 3       | 2   | 1    | 66,67%  | 15       | 15        | 50,00% | 15,87             | 57,88  |
| 35  | Josh Payne            |  | 3       | 2   | 1    | 66,67%  | 13       | 14        | 48,15% | 15,85             | 57,84  |
| 36  | Richie Burnett        |  | 2       | 1   | 1    | 50,00%  | 8        | 10        | 44,44% | 15,00             | 57,72  |
| 37  | Steve Lennon          |  | 3       | 2   | 1    | 66,67%  | 16       | 12        | 57,14% | 16,19             | 57,34  |
| 38  | Christian Kist        |  | 2       | 1   | 1    | 50,00%  | 11       | 7         | 61,11% | 15,45             | 57,14  |
| 39  | Richard North         |  | 2       | 1   | 1    | 50,00%  | 10       | 8         | 55,56% | 15,40             | 57,03  |
| 40  | Dave Chisnall         |  | 2       | 1   | 1    | 50,00%  | 11       | 6         | 64,71% | 15,64             | 56,78  |
| 41  | Kyle Anderson         |  | 2       | 1   | 1    | 50,00%  | 10       | 9         | 52,63% | 15,60             | 56,29  |
| 42  | Rowby-John Rodriguez  |  | 3       | 2   | 1    | 66,67%  | 14       | 11        | 56,00% | 16,57             | 56,25  |
| 43  | Prakash Jiwa          |  | 1       | 0   | 1    | 0,00%   | 1        | 6         | 14,29% | 13,00             | 56,10  |
| 44  | James Wilson          |  | 3       | 2   | 1    | 66,67%  | 16       | 10        | 61,54% | 16,75             | 56,06  |
| 45  | Ryan Joyce            |  | 2       | 1   | 1    | 50,00%  | 8        | 7         | 53,33% | 15,75             | 55,88  |
| 46  | Peter Jacques         |  | 2       | 1   | 1    | 50,00%  | 9        | 10        | 47,37% | 15,67             | 55,83  |
| 47  | Ted Evtets            |  | 2       | 1   | 1    | 50,00%  | 10       | 9         | 52,63% | 15,80             | 55,70  |
| 48  | Joe Murnan            |  | 2       | 1   | 1    | 50,00%  | 8        | 9         | 47,06% | 15,75             | 55,57  |
| 49  | Wayne Jones           |  | 2       | 1   | 1    | 50,00%  | 10       | 11        | 47,62% | 15,80             | 55,45  |
| 50  | Jamie Caven           |  | 3       | 2   | 1    | 66,67%  | 13       | 16        | 44,83% | 16,92             | 54,79  |
| 51  | Simon Stevenson       |  | 2       | 1   | 1    | 50,00%  | 8        | 9         | 47,06% | 16,13             | 54,50  |
| 52  | Arron Monk            |  | 1       | 0   | 1    | 0,00%   | 4        | 6         | 40,00% | 13,75             | 54,36  |
| 53  | Terry Temple          |  | 1       | 0   | 1    | 0,00%   | 3        | 6         | 33,33% | 13,67             | 54,35  |
| 54  | James Richardson      |  | 2       | 1   | 1    | 50,00%  | 8        | 6         | 57,14% | 16,38             | 54,33  |
| 55  | Matthew Edgar         |  | 2       | 1   | 1    | 50,00%  | 11       | 10        | 52,38% | 16,36             | 54,12  |
| 56  | Jason Cullen          |  | 2       | 1   | 1    | 50,00%  | 10       | 10        | 50,00% | 16,40             | 53,90  |
| 57  | Kirk Shepherd         |  | 2       | 1   | 1    | 50,00%  | 7        | 10        | 41,18% | 16,29             | 53,77  |
| 58  | Toni Alcinas          |  | 2       | 1   | 1    | 50,00%  | 10       | 9         | 52,63% | 16,50             | 53,77  |
| 59  | Danny Noppert         |  | 3       | 2   | 1    | 66,67%  | 13       | 13        | 50,00% | 17,54             | 53,55  |
| 60  | Joe Cullen            |  | 2       | 1   | 1    | 50,00%  | 9        | 9         | 50,00% | 16,67             | 53,20  |
| 61  | Zoran Lerchbacher     |  | 2       | 1   | 1    | 50,00%  | 9        | 10        | 47,37% | 16,67             | 53,07  |
| 62  | Simon Whitlock        |  | 2       | 1   | 1    | 50,00%  | 11       | 10        | 52,38% | 16,82             | 52,93  |
| 63  | James Wade            |  | 1       | 0   | 1    | 0,00%   | 4        | 6         | 40,00% | 14,25             | 52,53  |
| 64  | Mark Wilson           |  | 2       | 1   | 1    | 50,00%  | 9        | 10        | 47,37% | 17,00             | 52,22  |
| 65  | Yordi Meeuwisse       |  | 1       | 0   | 1    | 0,00%   | 1        | 6         | 14,29% | 14,00             | 52,14  |
| 66  | Benito van de Pas     |  | 2       | 1   | 1    | 50,00%  | 6        | 6         | 50,00% | 17,17             | 51,94  |
| 67  | Justin Pipe           |  | 2       | 1   | 1    | 50,00%  | 8        | 11        | 42,11% | 17,13             | 51,65  |
| 68  | Jarred Cole           |  | 3       | 2   | 1    | 66,67%  | 13       | 14        | 48,15% | 18,54             | 51,25  |
| 69  | John Norman Jr.       |  | 1       | 0   | 1    | 0,00%   | 5        | 6         | 45,45% | 14,80             | 50,92  |
| 70  | Lee Budgen            |  | 1       | 0   | 1    | 0,00%   | 2        | 6         | 25,00% | 14,50             | 50,91  |
| 71  | Chris Quantock        |  | 1       | 0   | 1    | 0,00%   | 4        | 6         | 40,00% | 14,75             | 50,81  |
| 72  | Keegan Brown          |  | 1       | 0   | 1    | 0,00%   | 4        | 6         | 40,00% | 14,75             | 50,81  |
| 73  | Kim Huybrechts        |  | 1       | 0   | 1    | 0,00%   | 3        | 6         | 33,33% | 14,67             | 50,76  |
| 74  | Madars Razma          |  | 1       | 0   | 1    | 0,00%   | 3        | 6         | 33,33% | 14,67             | 50,76  |
| 75  | Diogo Portela         |  | 2       | 1   | 1    | 50,00%  | 11       | 9         | 55,00% | 18,09             | 50,05  |
| 76  | Luke Woodhouse        |  | 1       | 0   | 1    | 0,00%   | 4        | 6         | 40,00% | 15,00             | 50,00  |
| 77  | Robert Thornton       |  | 1       | 0   | 1    | 0,00%   | 4        | 6         | 40,00% | 15,00             | 50,00  |
| 78  | Mark Webster          |  | 1       | 0   | 1    | 0,00%   | 3        | 6         | 33,33% | 15,00             | 49,67  |
| 79  | Jeffrey de Graaf      |  | 1       | 0   | 1    | 0,00%   | 5        | 6         | 45,45% | 15,20             | 49,64  |
| 80  | Mervyn King           |  | 1       | 0   | 1    | 0,00%   | 5        | 6         | 45,45% | 15,20             | 49,64  |
| 81  | Jonny Clayton         |  | 1       | 0   | 1    | 0,00%   | 1        | 6         | 14,29% | 15,00             | 48,71  |
| 82  | Daryl Gurney          |  | 1       | 0   | 1    | 0,00%   | 3        | 6         | 33,33% | 15,33             | 48,62  |
| 83  | Davy Van Baelen       |  | 1       | 0   | 1    | 0,00%   | 4        | 6         | 40,00% | 15,50             | 48,45  |
| 84  | Jimmy Hendriks        |  | 1       | 0   | 1    | 0,00%   | 4        | 6         | 40,00% | 15,75             | 47,71  |
| 85  | Ron Meulenkamp        |  | 1       | 0   | 1    | 0,00%   | 4        | 6         | 40,00% | 15,75             | 47,71  |
| 86  | Steve West            |  | 1       | 0   | 1    | 0,00%   | 4        | 6         | 40,00% | 15,75             | 47,71  |
| 87  | Adam Huckvale         |  | 1       | 0   | 1    | 0,00%   | 2        | 6         | 25,00% | 15,50             | 47,70  |
| 88  | Mario Robbe           |  | 1       | 0   | 1    | 0,00%   | 3        | 6         | 33,33% | 15,67             | 47,62  |
| 89  | Dennis Nilsson        |  | 1       | 0   | 1    | 0,00%   | 5        | 6         | 45,45% | 16,00             | 47,27  |
| 90  | Robert Marjanovic     |  | 1       | 0   | 1    | 0,00%   | 5        | 6         | 45,45% | 16,00             | 47,27  |
| 91  | Martin Atkins (Wigan) |  | 1       | 0   | 1    | 0,00%   | 3        | 6         | 33,33% | 16,00             | 46,67  |
| 92  | Peter Hudson          |  | 1       | 0   | 1    | 0,00%   | 3        | 6         | 33,33% | 16,00             | 46,67  |
| 93  | Mark Dudbridge        |  | 1       | 0   | 1    | 0,00%   | 4        | 6         | 40,00% | 16,25             | 46,31  |
| 94  | Rob Cross             |  | 1       | 0   | 1    | 0,00%   | 4        | 6         | 40,00% | 16,25             | 46,31  |
| 95  | George Killington     |  | 1       | 0   | 1    | 0,00%   | 3        | 6         | 33,33% | 16,33             | 45,75  |
| 96  | John Davey            |  | 1       | 0   | 1    | 0,00%   | 3        | 6         | 33,33% | 16,33             | 45,75  |
| 97  | Ryan Harrington       |  | 1       | 0   | 1    | 0,00%   | 3        | 6         | 33,33% | 16,33             | 45,75  |
| 98  | Alan Tabern           |  | 1       | 0   | 1    | 0,00%   | 4        | 6         | 40,00% | 16,50             | 45,64  |
| 99  | Brendan Dolan         |  | 1       | 0   | 1    | 0,00%   | 5        | 6         | 45,45% | 16,80             | 45,13  |
| 100 | Robbie Green          |  | 1       | 0   |      |         |          |           |        |                   |        |