


















































2018 Players Championship 7 (7th April)

	Player		Matches	Won	Lost	%	Legs Won	Legs Lost	%	Darts per leg won	Rating
1	Michael Smith		7	7	0	100,00%	42	19	68,85%	14,29	68,84
2	Adrian Lewis		7	6	1	85,71%	38	21	64,41%	14,87	64,50
3	Dave Chisnall		6	5	1	83,33%	35	19	64,81%	15,09	63,47
4	Chris Dobey		4	3	1	75,00%	18	18	50,00%	14,50	63,41
5	Daryl Gurney		4	3	1	75,00%	22	15	59,46%	14,68	63,26
6	Jeffrey de Zwaan		6	5	1	83,33%	33	26	55,93%	15,03	63,20
7	Gerwyn Price		3	2	1	66,67%	15	7	68,18%	14,93	61,62
8	Max Hopp		5	4	1	80,00%	29	16	64,44%	15,52	61,62
9	Rowby-John Rodriguez		3	2	1	66,67%	16	14	53,33%	14,75	61,48
10	Jamie Caven		3	2	1	66,67%	17	14	54,84%	14,82	61,31
11	John Henderson		5	4	1	80,00%	26	18	59,09%	15,54	61,29
12	Ryan Joyce		4	3	1	75,00%	22	15	59,46%	15,41	60,95
13	John Davey		1	0	1	0,00%	1	6	14,29%	12,00	60,71
14	Richard North		1	0	1	0,00%	1	6	14,29%	12,00	60,71
15	Kyle Anderson		4	3	1	75,00%	18	18	50,00%	15,33	60,71
16	Cristo Reyes		4	3	1	75,00%	22	15	59,46%	15,59	60,40
17	Peter Wright		4	3	1	75,00%	22	14	61,11%	15,68	60,22
18	Stephen Bunting		5	4	1	80,00%	27	21	56,25%	15,89	60,13
19	James Wilson		5	4	1	80,00%	28	19	59,57%	15,96	60,08
20	Nathan Aspinall		4	3	1	75,00%	21	13	61,76%	15,76	60,02
21	Jermaine Wattimena		3	2	1	66,67%	17	13	56,67%	15,29	59,91
22	Robert Thornton		4	3	1	75,00%	23	16	58,97%	15,83	59,69
23	Jan Dekker		3	2	1	66,67%	17	15	53,13%	15,41	59,37
24	Gabriel Clemens		3	2	1	66,67%	15	14	51,72%	15,53	58,94
25	Jamie Lewis		3	2	1	66,67%	12	15	44,44%	15,42	58,92
26	Rob Cross		3	2	1	66,67%	17	13	56,67%	15,65	58,85
27	Michael Barnard		3	2	1	66,67%	16	13	55,17%	15,63	58,84
28	James Wade		3	2	1	66,67%	15	10	60,00%	15,80	58,57
29	Arron Monk		3	2	1	66,67%	14	12	53,85%	15,71	58,51
30	Vincent van der Voort		2	1	1	50,00%	8	7	53,33%	15,13	57,77
31	Darren Webster		3	2	1	66,67%	17	11	60,71%	16,24	57,38
32	Steve Lennon		2	1	1	50,00%	8	8	50,00%	15,25	57,21
33	Ross Smith		2	1	1	50,00%	11	10	52,38%	15,45	56,71
34	Vincent Kamphuis		3	2	1	66,67%	16	14	53,33%	16,38	56,64
35	Benito van de Pas		2	1	1	50,00%	6	9	40,00%	15,33	56,46
36	Ron Meulenkamp		3	2	1	66,67%	15	11	57,69%	16,53	56,43
37	Kim Huybrechts		3	2	1	66,67%	15	11	57,69%	16,53	56,43
38	Ian White		2	1	1	50,00%	11	7	61,11%	15,73	56,34
39	Kevin Painter		2	1	1	50,00%	11	10	52,38%	15,64	56,17
40	Ricky Evans		2	1	1	50,00%	11	6	64,71%	15,91	55,99
41	Luke Woodhouse		2	1	1	50,00%	10	9	52,63%	15,70	55,99
42	Robert Owen		2	1	1	50,00%	9	9	50,00%	15,67	55,96
43	Gary Anderson		2	1	1	50,00%	10	9	52,63%	15,80	55,70
44	Josh Payne		1	0	1	0,00%	3	6	33,33%	13,33	55,67
45	Tytus Kanik		3	2	1	66,67%	16	16	50,00%	16,69	55,65
46	Jimmy Hendriks		2	1	1	50,00%	10	11	47,62%	15,80	55,45
47	Jonny Clayton		2	1	1	50,00%	10	8	55,56%	16,00	55,28
48	Alan Tabern		2	1	1	50,00%	9	11	45,00%	15,89	55,06
49	Prakash Jiwa		2	1	1	50,00%	10	10	50,00%	16,00	55,00
50	Madars Razma		2	1	1	50,00%	10	8	55,56%	16,10	55,00
51	Ryan Searle		2	1	1	50,00%	9	11	45,00%	16,00	54,75
52	Ryan Harrington		2	1	1	50,00%	8	10	44,44%	16,00	54,72
53	Justin Pipe		2	1	1	50,00%	10	6	62,50%	16,40	54,53
54	Mervyn King		1	0	1	0,00%	5	6	45,45%	13,80	54,45
55	Darren Johnson		2	1	1	50,00%	7	11	38,89%	16,00	54,44
56	Jelle Klaasen		1	0	1	0,00%	4	6	40,00%	13,75	54,36
57	Ritchie Edhouse		2	1	1	50,00%	9	11	45,00%	16,22	54,13
58	Gary Eastwood		2	1	1	50,00%	9	11	45,00%	16,56	53,24
59	Mark Webster		2	1	1	50,00%	10	6	62,50%	16,90	53,23
60	Stephen Burton		2	1	1	50,00%	9	6	60,00%	16,89	53,13
61	Mario Robbe		1	0	1	0,00%	3	6	33,33%	14,00	53,10
62	Raymond van Barneveld		1	0	1	0,00%	3	6	33,33%	14,00	53,10
63	Zoran Lerchbacher		2	1	1	50,00%	10	11	47,62%	16,70	52,99
64	Alan Norris		2	1	1	50,00%	8	10	44,44%	16,75	52,71
65	Ronny Huybrechts		1	0	1	0,00%	1	6	14,29%	14,00	52,14
66	Martin Atkins (Wigan)		1	0	1	0,00%	3	6	33,33%	14,33	51,90
67	Devon Petersen		2	1	1	50,00%	9	8	52,94%	17,33	51,69
68	Kirk Shepherd		1	0	1	0,00%	4	6	40,00%	14,50	51,66
69	Robbie Green		1	0	1	0,00%	4	6	40,00%	14,50	51,66
70	Christian Kist		1	0	1	0,00%	5	6	45,45%	14,60	51,59
71	Simon Stevenson		1	0	1	0,00%	5	6	45,45%	14,60	51,59
72	James Richardson		2	1	1	50,00%	11	7	61,11%	17,82	50,96
73	Martin Schindler		1	0	1	0,00%	5	6	45,45%	14,80	50,92
74	Antonio Alcinas		1	0	1	0,00%	2	6	25,00%	14,50	50,91
75	Scott Darbyshire		1	0	1	0,00%	2	6	25,00%	14,50	50,91
76	Simon Preston		1	0	1	0,00%	5	6	45,45%	15,00	50,27
77	Wayne Jones		2	1	1	50,00%	8	11	42,11%	17,88	49,88
78	Ronnie Baxter		2	1	1	50,00%	7	11	38,89%	17,86	49,76
79	Brendan Dolan		1	0	1	0,00%	5	6	45,45%	15,20	49,64
80	Simon Whitlock		1	0	1	0,00%	5	6	45,45%	15,20	49,64
81	Paul Nicholson		1	0	1	0,00%	2	6	25,00%	15,00	49,25
82	Mark Dudbridge		1	0	1	0,00%	4	6	40,00%	15,25	49,21
83	Kevin Burness		2	1	1	50,00%	8	10	44,44%	18,25	49,17
84	Dennis Nilsson		2	1	1	50,00%	8	9	47,06%	18,38	49,04
85	Luke Humphries		1	0	1	0,00%	5	6	45,45%	15,40	49,03
86	Michael Mansell		1	0	1	0,00%	5	6	45,45%	15,40	49,03
87	Jamie Bain		2	1	1	50,00%	7	11	38,89%	18,29	48,82
88	John Part		1	0	1	0,00%	3	6	33,33%	15,33	48,62
89	Ryan Meikle		1	0	1	0,00%	3	6	33,33%	15,33	48,62
90	Maik Langendorf		1	0	1	0,00%	2	6	25,00%	15,50	47,70
91	Keegan Brown		1	0	1	0,00%	5	6	45,45%	16,00	47,27
92	Jim Brown		1	0	1	0,00%	4	6	40,00%	16,25	46,31
93	Robert Marijanovic		1	0	1	0,00%	4	6	40,00%	16,25	46,31
94	Adam Hunt		1	0	1	0,00%	2	6	25,00%	16,00	46,25
95	Steve Beaton		1	0	1	0,00%	5	6	45,45%	16,40	46,18
96	Sven Groen		1	0	1	0,00%	3	6	33,33%	16,33	45,75
97	Terry Jenkins		1	0	1	0,00%	3	6	33,33%	16,33	45,75
98	Peter Jacques		1	0	1	0,00%	1	6	14,29%	16,00	45,71
99	Joe Murnan		1	0	1	0,00%	4	6	40,00%	16,50	45,64
100	Jason Cullen		1	0	1	0,00%	5	6	45,45%	16,80	45,13
101	Jeffrey de Graaf										