

















2018 The Masters (26th - 28th January)

Player		Matches	Won	Lost	%	Legs Won	Legs Lost	%	Darts per leg won	Rating
1	Michael van Gerwen 	4	4	0	100,00%	42	22	65,63%	13,60	71,24
2	Raymond van Barneveld 	4	3	1	75,00%	40	29	57,97%	14,68	63,21
3	Mensur Suljovic 	3	2	1	66,67%	27	27	50,00%	14,56	61,97
4	Rob Cross 	2	1	1	50,00%	18	13	58,06%	14,39	60,44
5	Peter Wright 	2	1	1	50,00%	12	15	44,44%	14,58	59,09
6	James Wade 	2	1	1	50,00%	12	18	40,00%	14,75	58,31
7	Gary Anderson 	3	2	1	66,67%	25	21	54,35%	15,84	58,17
8	Gerwyn Price 	2	1	1	50,00%	16	17	48,48%	15,00	57,92
9	Dave Chisnall 	1	0	1	0,00%	9	10	47,37%	13,89	54,21
10	Daryl Gurney 	1	0	1	0,00%	7	10	41,18%	14,14	52,97
11	Ian White 	1	0	1	0,00%	3	10	23,08%	14,00	52,58
12	Simon Whitlock 	1	0	1	0,00%	8	10	44,44%	14,63	51,45
13	Kim Huybrechts 	1	0	1	0,00%	6	10	37,50%	15,17	49,35
14	Michael Smith 	1	0	1	0,00%	8	10	44,44%	15,75	47,94
15	Benito van de Pas 	1	0	1	0,00%	4	10	28,57%	16,50	45,06
16	Alan Norris 	1	0	1	0,00%	5	10	33,33%	17,20	43,53