























































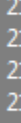











2018 UK Open Qualifier 1 (2nd February)										
Player	Matches	Won	Lost	%	Legs Won	Legs Lost	%	Darts per leg won	Rating	
1	 Michael van Gerwen	7	7	0	100,00%	42	15	73,68%	13,93	70,38
2	 Kyle Anderson	5	4	1	80,00%	27	15	64,29%	14,15	66,10
3	 Michael Smith	7	6	1	85,71%	39	25	60,94%	14,64	65,08
4	 Robert Owen	4	3	1	75,00%	29	20	59,18%	14,31	64,52
5	 Simon Whitlock	4	3	1	75,00%	23	15	60,53%	14,39	64,31
6	 John Hendersen	3	2	1	66,67%	14	11	56,00%	14,14	63,71
7	 Daryl Gurney	5	4	1	80,00%	25	16	60,98%	14,80	63,70
8	 Peter Wright	6	5	1	83,33%	33	26	55,93%	14,91	63,59
9	 Jeffrey de Zwaan	3	2	1	66,67%	23	15	60,53%	14,43	62,91
10	 Kim Huybrechts	5	4	1	80,00%	28	22	56,00%	15,18	62,24
11	 Adrian Lewis	6	5	1	83,33%	33	24	57,89%	15,42	62,07
12	 Steve Beaton	4	3	1	75,00%	23	13	63,89%	15,26	61,62
13	 Gerwyn Price	4	3	1	75,00%	23	15	60,53%	15,35	61,19
14	 Jose Antonio Justica Perales	5	4	1	80,00%	35	25	58,33%	15,63	60,99
15	 James Wade	2	1	1	50,00%	10	9	52,63%	14,20	60,84
16	 Martin Schindler	4	3	1	75,00%	27	16	62,79%	15,56	60,68
17	 John Goldie	2	1	1	50,00%	13	9	59,09%	14,46	60,24
18	 Simon Stevenson	4	3	1	75,00%	27	13	67,50%	15,81	60,15
19	 Corey Cadby	3	2	1	66,67%	23	14	62,16%	15,39	59,89
20	 Joe Cullen	3	2	1	66,67%	14	9	60,87%	15,43	59,71
21	 Krzysztof Ratajski	2	1	1	50,00%	17	14	54,84%	14,59	59,60
22	 Keegan Brown	2	0	1	0,00%	5	6	45,45%	12,60	59,42
23	 Geert Nentjes	3	2	1	66,67%	22	13	62,86%	15,59	59,32
24	 Matthew Edgar	4	3	1	75,00%	26	19	57,78%	16,08	58,92
25	 Dave Prins	4	3	1	75,00%	25	20	55,56%	16,04	58,92
26	 Jonny Clayton	3	2	1	66,67%	16	9	64,00%	15,81	58,73
27	 Mark Webster	2	1	1	50,00%	11	6	64,71%	15,09	58,45
28	 Mervyn King	3	2	1	66,67%	14	10	58,33%	15,86	58,32
29	 Robert Thornton	3	2	1	66,67%	13	13	50,00%	15,77	58,16
30	 Jeffrey de Graaf	2	1	1	50,00%	17	10	62,96%	15,24	57,91
31	 Jelle Klaasen	2	1	1	50,00%	11	9	55,00%	15,36	57,11
32	 Michael Mansell	3	2	1	66,67%	28	16	63,64%	16,39	57,10
33	 Robbie Green	2	1	1	50,00%	17	11	60,71%	15,47	57,08
34	 Andy Jenkins	3	2	1	66,67%	22	17	56,41%	16,41	56,70
35	 Kirk Shepherd	3	2	1	66,67%	22	13	62,86%	16,55	56,66
36	 Ross Smith	1	0	1	0,00%	2	6	25,00%	13,00	56,63
37	 Stuart Kellett	3	2	1	66,67%	24	15	61,54%	16,63	56,39
38	 Vincent van der Voort	2	1	1	50,00%	7	7	50,00%	15,57	56,24
39	 Wes Newton	1	0	1	0,00%	1	6	14,29%	13,00	56,10
40	 Shayne Burgess	2	1	1	50,00%	12	14	46,15%	15,67	55,77
41	 Richard North	2	1	1	50,00%	22	19	53,66%	15,86	55,57
42	 Martin Lukeman	3	2	1	66,67%	21	18	53,85%	16,86	55,40
43	 Ryan Harrington	3	2	1	66,67%	22	13	62,86%	17,14	55,16
44	 Rusty-Jake Rodriguez	2	1	1	50,00%	15	16	48,39%	16,00	54,92
45	 Richie Burnett	3	2	1	66,67%	19	12	61,29%	17,21	54,90
46	 Peter Mitchell	2	1	1	50,00%	17	15	53,13%	16,12	54,83
47	 Jimmy Hendriks	2	1	1	50,00%	13	13	50,00%	16,08	54,78
48	 Rob Cross	1	0	1	0,00%	2	6	25,00%	13,50	54,58
49	 James Wilson	1	0	1	0,00%	2	6	25,00%	13,50	54,58
50	 Barry Lynn	2	1	1	50,00%	14	15	48,28%	16,14	54,52
51	 Terry Jenkins	2	1	1	50,00%	15	13	53,57%	16,27	54,44
52	 Vincent Kamphuis	1	0	1	0,00%	4	6	40,00%	13,75	54,36
53	 Justin Pipe	1	0	1	0,00%	4	6	40,00%	13,75	54,36
54	 Robert Rickwood	3	2	1	66,67%	21	11	65,63%	17,62	54,15
55	 Mark Frost	2	1	1	50,00%	15	15	50,00%	16,33	54,08
56	 Mark Dudbridge	2	1	1	50,00%	15	13	53,57%	16,40	54,08
57	 Brendan Dolan	2	1	1	50,00%	16	13	55,17%	16,50	53,89
58	 Brian Raman	2	1	1	50,00%	21	18	53,85%	16,48	53,89
59	 Luke Humphries	2	1	1	50,00%	15	7	68,18%	16,93	53,43
60	 Bernd Roith	2	1	1	50,00%	14	15	48,28%	16,57	53,36
61	 Mario Robbe	2	1	1	50,00%	14	9	60,87%	16,86	53,26
62	 William O'Connor	2	1	1	50,00%	13	14	48,15%	16,62	53,24
63	 Dave Chisnall	1	0	1	0,00%	3	6	33,33%	14,00	53,10
64	 Antonio Alcinas	2	1	1	50,00%	21	13	61,76%	16,95	53,06
65	 Eddie Dootson	2	1	1	50,00%	15	13	53,57%	16,80	53,04
66	 Scott Dale	2	1	1	50,00%	15	16	48,39%	16,73	52,95
67	Scott Taylor	2	1	1	50,00%	13	12	52,00%	16,85	52,84
68	Sven Groen	1	0	1	0,00%	2	6	25,00%	14,00	52,68
69	Chris Quantock	1	0	1	0,00%	2	6	25,00%	14,00	52,68
70	Josh McCarthy	2	1	1	50,00%	20	14	58,82%	17,10	52,55
71	Jamie Hughes	1	0	1	0,00%	4	6	40,00%	14,25	52,53
72	Jan Dekker	2	1	1	50,00%	15	13	53,57%	17,13	52,20
73	Paul Rowley	1	0	1	0,00%	1	6	14,29%	14,00	52,14
74	Nico Blum	2	1	1	50,00%	13	11	54,17%	17,23	51,99
75	Ian White	2	1	1	50,00%	8	11	42,11%	17,13	51,65
76	Jarred Cole	1	0	1	0,00%	5	6	45,45%	14,60	51,59
77	Tony Newell	2	1	1	50,00%	17	13	56,67%	17,59	51,27
78	Steve Hine	1	0	1	0,00%	2	6	25,00%	14,50	50,91
79	Ron Meulenkamp	1	0	1	0,00%	2	6	25,00%	14,50	50,91
80	Bradley Williams	1	0	1	0,00%	2	6	25,00%	14,50	50,91
81	Danny Noppert	1	0	1	0,00%	3	6	33,33%	14,67	50,76
82	Callan Rydz	1	0	1	0,00%	3	6	33,33%	14,67	50,76
83	Dimitri van den Bergh	1	0	1	0,00%	3	6	33,33%	14,67	50,76
84	Kevin Painter	1	0	1	0,00%	7	7	50,00%	15,00	50,50
85	Dirk van Duijvenbode	1	0	1	0,00%	5	6	45,45%	15,00	50,27
86	Cody Harris	1	0	1	0,00%	11	8	57,89%	15,27	50,04
87	Tom Gregory	1	0	1	0,00%	9	10	47,37%	15,11	50,02
88	Prakash Jiwa	1	0	1	0,00%	6	9	40,00%	15,00	50,00
89	Gabriel Clemens	1	0	1	0,00%	10	8	55,56%	15,30	49,84
90	Jason Lowe	1	0	1	0,00%	8	8	50,00%	15,25	49,71
91	Lee Evans	1	0	1	0,00%	3	6	33,33%	15,00	49,67
92	Thomas Lovely	1	0	1	0,00%	3	6	33,33%	15,00	49,67
93	Adam Hunt	1	0	1	0,00%	11	7	61,11%	15,45	49,64
94	Diogo Portela	1	0	1	0,00%	7	7	50,00%	15,29	49,60
95	Luke Woodhouse	1	0	1	0,00%	10	9	52,63%	15,40	49,38
96	Ryan Searle	1	0	1	0,00%	2	6	25,00%	15,00	49,25
97	Jesus Noguera Perea	1	0	1	0,00%	2	6	25,00%	15,00	49,25
98	Bradley Brooks	1	0	1	0,00%	9	9	50,00%	15,44	49,12
99	Alan Tabern	1	0	1	0,00%	11	9	55,00%	15,55	49,07
100	Trevor Burkhill	1	0	1	0,00%	1	6	14,29%	15,00	48,71
101	Simon Preston	1	0	1	0,00%	1	6	14,29%	15,00	48,71
102	Terry Temple	1	0	1	0,00%	1	6	14,29%	15,00	48,71
103	Jonathan Worsley	1	0	1	0,00%	1	6	14,29%	15,00	48,71
104	Andrew Gilding	1	0	1	0,00%	10	10	50,00%	15,60	48,65
105	Ryan De Vreede	1	0	1	0,00%	3	6	33,33%	15,33	48,62