



































































2019 Challenge Tour 1 (26th January)											
Player		Matches	Won	Lost	%	Legs Won	Legs Lost	%	Darts per leg won	Rating	
1	Callan Rydz		4	3	1	75,00%	17	11	60,71%	15,06	62,10
2	Jesús Noguera		5	4	1	80,00%	23	12	65,71%	15,39	62,07
3	Shaun Carroll		8	8	0	100,00%	40	17	70,18%	16,58	61,95
4	Mick Todd		7	6	1	85,71%	34	22	60,71%	15,65	61,91
5	James Kempster		4	3	1	75,00%	19	12	57,14%	15,31	61,13
6	William Borland		6	5	1	83,33%	26	16	64,44%	16,14	60,34
7	Patrick Lynskey		8	7	1	87,50%	36	23	61,02%	16,33	60,26
8	Matthew Dennant		5	4	1	80,00%	23	11	67,65%	16,13	60,02
9	Andrew Gilding		2	1	1	50,00%	8	6	57,14%	14,63	59,59
10	Eddie Lovely		3	2	1	66,67%	11	8	57,89%	15,45	59,48
11	Michael Rasztovits		3	2	1	66,67%	14	8	63,64%	15,57	59,42
12	Ritchie Edhouse		6	5	1	83,33%	27	17	61,36%	16,59	58,96
13	Ricky Williams		6	5	1	83,33%	29	18	61,70%	16,62	58,90
14	Boris Koltsov		3	2	1	66,67%	17	8	68,00%	15,82	58,90
15	Steve Hine		4	3	1	75,00%	16	8	66,67%	16,25	58,89
16	Mark Frost		5	4	1	80,00%	24	13	60,61%	16,60	58,40
17	Stephen Burton		5	4	1	80,00%	20	10	70,59%	16,83	58,30
18	Kevin Garcia		5	4	1	80,00%	23	15	60,53%	16,70	58,15
19	Darren Beveridge		4	3	1	75,00%	18	12	60,00%	16,50	57,79
20	Berry van Peer		3	2	1	66,67%	14	8	63,64%	16,14	57,88
21	Kevin Dowling		5	4	1	80,00%	28	10	73,68%	17,14	57,68
22	Ryan Murray		3	2	1	66,67%	13	13	50,00%	16,00	57,50
23	Andy Jenkins		2	1	1	50,00%	8	7	53,33%	15,25	57,38
24	Brett Claydon		7	6	1	85,71%	32	19	62,75%	17,47	57,21
25	Richie Edwards		3	2	1	66,67%	12	9	57,14%	16,25	57,16
26	Andrew Foster		6	5	1	83,33%	33	20	62,26%	17,36	57,08
27	Wesley Plaisier		4	3	1	75,00%	16	9	64,00%	16,94	56,96
28	Mark Walsh		3	2	1	66,67%	13	11	54,17%	16,31	56,86
29	Mark Barilli		4	3	1	75,00%	19	11	63,33%	17,11	56,51
30	Lisa Ashton		3	2	1	66,67%	11	10	52,38%	16,45	56,38
31	Daniel Ayres		3	2	1	66,67%	14	10	58,33%	16,57	56,36
32	Brian Hallas		4	3	1	75,00%	22	15	59,46%	17,14	56,24
33	Stefaan Deprez		3	2	1	66,67%	13	13	50,00%	16,46	56,24
34	Ryan de Vreede		3	2	1	66,67%	12	9	57,14%	16,67	56,06
35	Chas Barstow		4	3	1	75,00%	16	12	57,14%	17,19	56,00
36	Mike Norton		4	3	1	75,00%	15	13	53,57%	17,13	55,95
37	Jason Wilson		4	3	1	75,00%	19	9	67,86%	17,47	55,85
38	Geert De Vos		2	1	1	50,00%	7	5	58,33%	15,86	55,82
39	Darren Penhall		3	2	1	66,67%	11	11	50,00%	16,64	55,78
40	Dave Prins		4	3	1	75,00%	18	11	62,07%	17,39	55,76
41	Jon Jukes		4	3	1	75,00%	24	12	66,67%	17,50	55,73
42	Prakash Jiwa		4	3	1	75,00%	18	13	58,06%	17,33	55,69
43	Stephen Gallimore		2	1	1	50,00%	8	7	53,33%	15,88	55,52
44	Logan Crooks		3	2	1	66,67%	16	11	59,26%	16,94	55,47
45	Darren Howerini		5	4	1	80,00%	24	19	55,81%	17,71	55,45
46	Cody Harris		3	2	1	66,67%	14	8	63,64%	17,14	55,18
47	Lukasz Wacławski		4	3	1	75,00%	19	14	57,58%	17,63	54,96
48	Nathan Treadgold		3	2	1	66,67%	12	11	52,17%	17,00	54,96
49	Stuart Kellett		2	1	1	50,00%	7	8	46,67%	16,00	54,83
50	Lukas Wenig		5	4	1	80,00%	23	15	60,53%	18,13	54,74
51	Martin Atkins (Wigan)		2	1	1	50,00%	7	9	43,75%	16,00	54,69
52	Paul Rowley		2	1	1	50,00%	7	7	50,00%	16,14	54,60
53	Scott Darbyshire		3	2	1	66,67%	12	8	60,00%	17,33	54,54
54	Kevin Painter		2	1	1	50,00%	7	8	46,67%	16,14	54,44
55	Colin Osborne		2	1	1	50,00%	5	8	38,46%	16,00	54,42
56	David Evans		2	1	1	50,00%	14	11	56,00%	16,36	54,32
57	Jeffrey de Graaf		2	1	1	50,00%	9	8	52,94%	16,33	54,23
58	Jarrod Cole		3	2	1	66,67%	12	11	52,17%	17,33	54,15
59	John Bowles		3	2	1	66,67%	19	12	61,29%	17,53	54,15
60	Andy Hamilton		3	2	1	66,67%	14	7	66,67%	17,71	53,98
61	Ian Lever		3	2	1	66,67%	12	13	48,00%	17,33	53,94
62	Tom Lonsdale		4	3	1	75,00%	18	8	69,23%	18,39	53,87
63	Dave Askey		3	2	1	66,67%	10	11	47,62%	17,40	53,76
64	Diogo Portela		3	2	1	66,67%	13	13	50,00%	17,46	53,73
65	Wessel Nijman		2	1	1	50,00%	12	8	60,00%	16,67	53,70
66	Andy Chalmers		3	2	1	66,67%	13	9	59,09%	17,69	53,65
67	Colin Littlecott		2	1	1	50,00%	7	6	53,85%	16,57	53,64
68	Gary Blades		2	1	1	50,00%	6	9	40,00%	16,33	53,58
69	Paul Phillips		3	2	1	66,67%	16	11	59,26%	17,75	53,53
70	Craig Anderson		2	1	1	50,00%	7	9	43,75%	16,43	53,51
71	Sam Hewson		3	2	1	66,67%	13	11	54,17%	17,69	53,40
72	Simon Tate		3	2	1	66,67%	13	12	52,00%	17,69	53,30
73	Pauli Finnilä		2	1	1	50,00%	8	5	61,54%	16,88	53,24
74	Fallon Sherrock		3	2	1	66,67%	18	13	58,06%	17,89	53,15
75	Dean Norman		3	2	1	66,67%	12	13	48,00%	17,75	52,96
76	Stu Wilson		3	2	1	66,67%	12	9	57,14%	18,00	52,86
77	Callum Loose		2	1	1	50,00%	6	8	42,86%	16,67	52,84
78	David Ladley		2	1	1	50,00%	9	7	56,25%	17,00	52,67
79	Chris White		2	1	1	50,00%	9	7	56,25%	17,11	52,39
80	Jason Marriott		4	3	1	75,00%	16	16	50,00%	18,75	52,15
81	Dean Owen		2	1	1	50,00%	8	8	50,00%	17,13	52,04
82	Curtis Hammond		2	1	1	50,00%	9	6	60,00%	17,33	52,04
83	Vince Tipler		2	1	1	50,00%	9	7	56,25%	17,33	51,85
84	Shaun Griffiths		2	1	1	50,00%	7	6	53,85%	17,29	51,85
85	Darren Williams		3	2	1	66,67%	11	10	52,38%	18,36	51,83
86	Barry Lynn		2	1	1	50,00%	8	8	50,00%	17,25	51,74
87	Chuck Puleo		2	1	1	50,00%	8	8	50,00%	17,25	51,74
88	John Davey		2	1	1	50,00%	7	5	58,33%	17,43	51,73
89	Mark Lawrence		2	1	1	50,00%	9	5	64,29%	17,56	51,73
90	Kenny Neyens		2	1	1	50,00%	6	8	42,86%	17,17	51,58
91	Kevin Simm		2	1	1	50,00%	8	8	50,00%	17,38	51,44
92	Justin Smith		2	1	1	50,00%	6	9	40,00%	17,33	51,04
93	Carl Hamilton		2	1	1	50,00%	8	7	53,33%	17,63	51,02
94	Jack Main		2	1	1	50,00%	6	5	54,55%	17,67	50,98
95	Paul Williams		2	1	1	50,00%	7	7	50,00%	17,57	50,98
96	Ian Withers		3	2	1	66,67%	10	11	47,62%	18,70	50,88
97	Darren Johnson		1	0	1	0,00%	9	7	56,25%	15,00	50,81
98	Peter Fisher		2	1	1	50,00%	7	7	50,00%	17,71	50,65
99	Richie Howson		2	1	1	50,00%	9	7	56,25%	17,89	50,56
100	Simon Preston		2	1	1						