


































































2019 Players Championship 2 (10th February)

	Player		Matches	Won	Lost	%	Legs Won	Legs Lost	%	Darts per leg won	Rating
1	Rob Cross		4	3	1	75,00%	21	13	61,76%	13,67	67,02
2	Gerwyn Price		2	1	1	50,00%	11	7	61,11%	13,18	65,18
3	Jonny Clayton		6	5	1	83,33%	35	24	59,32%	14,51	65,07
4	Daryl Gurney		3	2	1	66,67%	14	10	58,33%	13,93	64,61
5	Dave Chisnall		7	7	0	100,00%	45	29	60,81%	15,56	64,33
6	Michael van Gerwen		5	4	1	80,00%	27	18	60,00%	14,78	63,72
7	Glen Durrant		7	6	1	85,71%	44	32	57,89%	15,05	63,61
8	James Wade		5	4	1	80,00%	29	18	61,70%	15,07	62,87
9	Rowby-John Rodriguez		3	2	1	66,67%	14	15	48,28%	14,43	62,31
10	Chris Dobey		4	3	1	75,00%	21	13	61,76%	15,05	62,19
11	Joe Cullen		6	5	1	83,33%	34	25	57,63%	15,53	61,74
12	Krzysztof Ratajski		4	3	1	75,00%	21	14	60,00%	15,52	60,63
13	John Henderson		5	4	1	80,00%	28	19	59,57%	15,86	60,38
14	Ron Meulenkamp		3	2	1	66,67%	17	9	65,38%	15,35	60,17
15	Jermaine Wattimena		3	2	1	66,67%	17	15	53,13%	15,18	60,10
16	Davy Van Baelen		3	2	1	66,67%	17	12	58,62%	15,35	59,83
17	Ryan Searle		5	4	1	80,00%	29	18	61,70%	16,10	59,80
18	Steve Lennon		4	3	1	75,00%	21	20	51,22%	15,67	59,77
19	Geert Nentjes		3	2	1	66,67%	17	11	60,71%	15,47	59,58
20	Vincent van der Voort		3	2	1	66,67%	17	10	62,96%	15,53	59,51
21	Zoran Lerchbacher		3	2	1	66,67%	16	15	51,61%	15,38	59,41
22	Brendan Dolan		3	2	1	66,67%	16	12	57,14%	15,50	59,31
23	Steve West		4	3	1	75,00%	20	18	52,63%	15,85	59,31
24	Christian Bunse		2	1	1	50,00%	9	11	45,00%	14,56	59,22
25	Ian White		3	2	1	66,67%	16	13	55,17%	15,50	59,21
26	Simon Stevenson		3	2	1	66,67%	14	14	50,00%	15,50	58,95
27	Peter Wright		2	1	1	50,00%	9	9	50,00%	14,78	58,72
28	Ryan Joyce		3	2	1	66,67%	14	12	53,85%	15,64	58,72
29	John Goldie		3	2	1	66,67%	15	11	57,69%	15,80	58,45
30	Alan Tabern		4	3	1	75,00%	23	20	53,49%	16,22	58,32
31	Kim Huybrechts		4	3	1	75,00%	22	17	56,41%	16,32	58,19
32	Matt Clark		2	1	1	50,00%	7	11	38,89%	14,86	57,91
33	Kyle Anderson		2	1	1	50,00%	10	9	52,63%	15,20	57,50
34	Mario Robbe		3	2	1	66,67%	17	11	60,71%	16,24	57,38
35	Robert Thornton		4	3	1	75,00%	22	13	62,86%	16,95	56,86
36	Jeffrey de Zwaan		3	2	1	66,67%	16	7	69,57%	16,69	56,62
37	Gavin Carlin		2	1	1	50,00%	7	7	50,00%	15,57	56,24
38	Conan Whitehead		2	1	1	50,00%	10	10	50,00%	15,60	56,15
39	Mark McGeeney		2	1	1	50,00%	10	6	62,50%	16,10	55,35
40	Robert Marijanovic		2	1	1	50,00%	10	10	50,00%	15,90	55,28
41	Andy Boulton		2	1	1	50,00%	10	8	55,56%	16,00	55,28
42	Keegan Brown		2	1	1	50,00%	9	6	60,00%	16,11	55,19
43	Jelle Klaasen		2	1	1	50,00%	9	11	45,00%	15,89	55,06
44	Mervyn King		2	1	1	50,00%	6	9	40,00%	15,83	54,97
45	Carl Wilkinson		2	1	1	50,00%	10	9	52,63%	16,10	54,85
46	Josh Payne		2	1	1	50,00%	8	7	53,33%	16,13	54,82
47	Devon Petersen		3	2	1	66,67%	16	16	50,00%	17,06	54,70
48	Maik Kuivenhoven		2	1	1	50,00%	8	8	50,00%	16,13	54,65
49	Jamie Lewis		2	1	1	50,00%	9	8	52,94%	16,22	54,53
50	Jonathan Worsley		2	1	1	50,00%	7	11	38,89%	16,00	54,44
51	Joe Murnan		2	1	1	50,00%	10	11	47,62%	16,20	54,33
52	William O'Connor		2	1	1	50,00%	8	7	53,33%	16,38	54,14
53	John Michael		2	1	1	50,00%	11	10	52,38%	16,45	53,88
54	Darius Labanauskas		2	1	1	50,00%	10	6	62,50%	16,80	53,48
55	Jan Dekker		2	1	1	50,00%	11	8	57,89%	16,91	52,98
56	Kirk Shepherd		2	1	1	50,00%	11	10	52,38%	16,91	52,70
57	Ross Smith		1	0	1	0,00%	2	6	25,00%	13,00	52,65
58	Jose Justicia		2	1	1	50,00%	10	7	58,82%	17,10	52,55
59	Mick Todd		2	1	1	50,00%	8	10	44,44%	16,88	52,39
60	Yordi Meeuwisse		2	1	1	50,00%	6	8	42,86%	17,00	52,00
61	Luke Humphries		2	1	1	50,00%	11	11	50,00%	17,18	51,90
62	Dave Prins		2	1	1	50,00%	11	9	55,00%	17,36	51,72
63	Ronny Huybrechts		2	1	1	50,00%	8	7	53,33%	17,38	51,61
64	Nathan Derry		2	1	1	50,00%	9	10	47,37%	17,56	50,88
65	Mickey Mansell		2	1	1	50,00%	9	7	56,25%	18,00	50,31
66	Bradley Brooks		1	0	1	0,00%	5	6	45,45%	14,00	49,94
67	Martin Schindler		1	0	1	0,00%	3	6	33,33%	13,67	48,56
68	Steve Beaton		1	0	1	0,00%	4	6	40,00%	14,50	48,13
69	Christian Kist		1	0	1	0,00%	5	6	45,45%	15,40	47,97
70	Mark Wilson		1	0	1	0,00%	3	6	33,33%	13,67	47,56
71	Boris Koltsov		1	0	1	0,00%	5	6	45,45%	14,80	46,39
72	James Richardson		1	0	1	0,00%	5	6	45,45%	15,00	46,39
73	Harry Ward		1	0	1	0,00%	2	6	25,00%	14,00	46,28
74	Nathan Aspinall		1	0	1	0,00%	2	6	25,00%	17,00	46,18
75	James Wilson		1	0	1	0,00%	5	6	45,45%	15,00	46,15
76	Madaras Razma		1	0	1	0,00%	5	6	45,45%	16,00	45,96
77	Jamie Bain		1	0	1	0,00%	5	6	45,45%	14,80	45,91
78	José de Sousa		1	0	1	0,00%	1	6	14,29%	12,00	45,70
79	Ted Evetts		1	0	1	0,00%	3	6	33,33%	16,33	45,69
80	Diogo Portela		1	0	1	0,00%	3	6	33,33%	16,00	45,64
81	Adam Hunt		1	0	1	0,00%	5	6	45,45%	16,60	45,48
82	Scott Baker		1	0	1	0,00%	5	6	45,45%	15,60	45,39
83	Mark Webster		1	0	1	0,00%	5	6	45,45%	16,00	45,24
84	Stephen Burton		1	0	1	0,00%	5	6	45,45%	16,00	45,24
85	Arron Monk		1	0	1	0,00%	2	6	25,00%	14,50	45,18
86	Andrew Gilding		1	0	1	0,00%	5	6	45,45%	15,20	45,15
87	Dirk van Duijvenbode		1	0	1	0,00%	2	6	25,00%	15,00	44,79
88	Eddie Dootson		1	0	1	0,00%	3	6	33,33%	16,00	44,64
89	Marko Kantele		1	0	1	0,00%	4	6	40,00%	15,25	44,63
90	Ritchie Edhouse		1	0	1	0,00%	5	6	45,45%	16,40	44,62
91	Ryan Meikle		1	0	1	0,00%	2	6	25,00%	15,00	44,56
92	Justin Pipe		1	0	1	0,00%	4	6	40,00%	17,00	44,35
93	Tytus Kanik		1	0	1	0,00%	4	6	40,00%	16,25	44,35
94	Shaun Carroll		1	0	1	0,00%	5	6	45,45%	17,60	44,28
95	Adrian Gray		1	0	1	0,00%	1	6	14,29%	20,00	44,26
96	Tony Newell		1	0	1	0,00%	3	6	33,33%	15,67	44,11
97	Danny Noppert		1	0	1	0,00%	4	6	40,00%	17,00	43,82
98	Peter Hudson		1	0	1	0,00%	5	6	45,45%	16,40	43,71
99	Gabriel Clemens		1	0	1	0,00%	2	6	25,00%	15,00	43,69
100	David Pallett		1	0	1	0,00%	2	6	25,00%	18,50	43,36
101	Mark Dudbridge										